

A review on recent advances for the synthesis of bioactive pyrazolinone and pyrazolidinedione derivatives

Aly A. Abd-Ella^{a*}, Saoud A. Metwally^b, Mokhtar A. Abd ul-Malik^c, Yasser A. El-Ossaily^{b,d}, Fathy M. Abd Elrazek^e, Safwat A. Aref^f, Youssra A. Naffea^f and Shaban A. A. Abdel-Raheem^g

^aPlant Protection Department, Faculty of Agriculture, Assiut University, 71526 Assiut, Egypt

^bChemistry Department, Faculty of Science, Assiut University, 71516 Assiut, Egypt

^cDepartment of Chemistry, Faculty of Applied Science, Taiz University, Taiz, Yemen

^dChemistry Department, College of Science, Jouf University, P.O. Box: 2014, Sakaka, Saudi Arabia

^eChemistry Department, Faculty of Science, Cairo University, Cairo, Egypt

^fAgricultural Researches Center, Giza, Dokky, Egypt

^gSoils, Water, and Environment Research Institute, Agricultural Research Center, Giza, Egypt

CHRONICLE

Article history:

Received August 22, 2021

Received in revised form

October 25, 2021

Accepted February 22, 2022

Available online

February 22, 2022

Keywords:

Pyrazolone

Synthesis

Azaheterocycles

Derivatives

ABSTRACT

Oxo derivatives of pyrazolines and pyrazolidines are important heterocyclic compounds due to their unique biological activities and have been widely applied in pharmaceutical and agromedical fields. In this review, we provide an account of some recent advances in the field of pyrazolone chemistry, specifically on the reported synthesis methods of pyrazolinone (3-oxo-1,2-dihydropyrazole) and 3,5-pyrazolidinediones (3,5-dioxotetrahydropyrazoles) derivatives.

© 2022 by the authors; licensee Growing Science, Canada.

1. Introduction

The heterocyclic compounds involving pyrazolinone (3-oxo-1,2-dihydropyrazole) and 3,5-pyrazolidinediones (3,5-dioxotetrahydropyrazoles) were reported for their wide range of pharmacological and agricultural activities.¹⁻⁵ The incorporation of an active scaffold in the structure of heterocyclic compounds enhances properties associated with them. This has proven useful in the development of newer effective heterocycles possessing several activities. This review is concerned on the synthesis of bioactive pyrazolinone and pyrazolidinedione derivatives (**Fig. 1**).

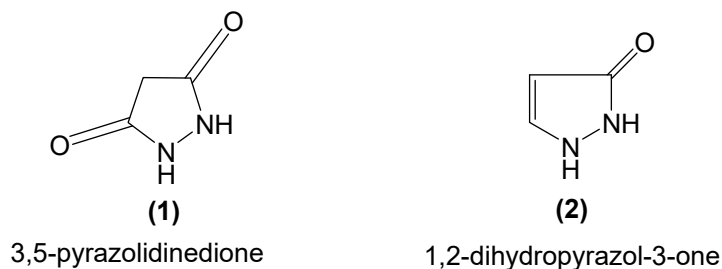


Fig. 1. Structure of compounds 1-2

* Corresponding author.

E-mail address: alv.abdella@aun.edu.eg (A. A. Abd-Ella)

3,5-Pyrazolidinediones

The increasing importance of 3,5-pyrazolidinediones was due to their use as medical derivatives such as 4-butyl-1,2-diphenyl-3,5-pyrazolidinedione (**3**) which was marked as butazolidin (phenylbutazone). It was widely used in the treatment of rheumatoid arthritis and various other diseases. 3,5-Pyrazolidinediones have also been of interest as color formers in color photography. Five isomeric forms of 3,5-pyrazolidinediones (1) are theoretically possible (**4**), (**5**), (**6**), (**7**) and (**8**) (Fig. 2).

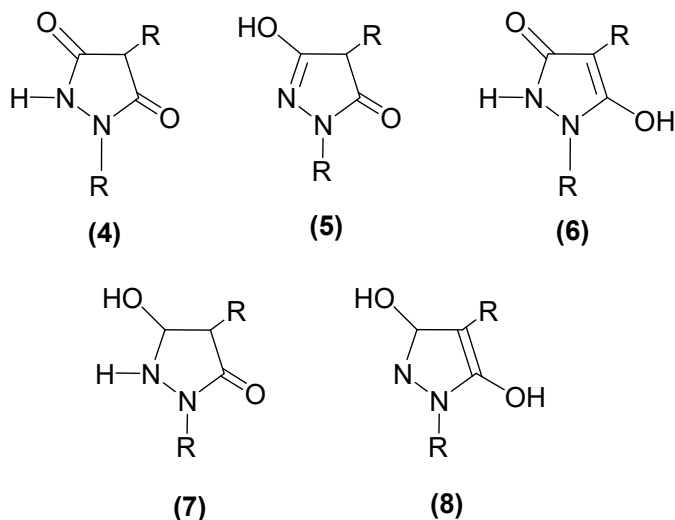


Fig. 2. Structure of compounds 4-8.

Pyrazolinone

The history of pyrazolinone really began with the synthesis of the first pyrazolinone through the reaction of ethyl acetoacetate with phenylhydrazine by the well-known German chemist, Ludwig Knorr.⁶ The resulted compound was 3-methyl-1-phenyl-2-pyrazolin-5-one (**9**). On the basis of analysis, method of preparation and reactions, pyrazolones are classified as follows: 3-pyrazolin-5-one (**10**), 2-pyrazolin-5-one (**11**) and 2-pyrazolin-4-one (**12**). Within each class of pyrazolones many tautomeric forms are possible for simplicity only one form is shown (Fig. 3).

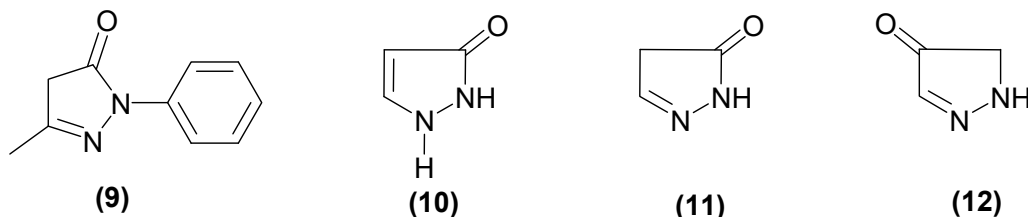


Fig. 3. Structure of compounds 9-12

2. Synthetic routes

2.1 Synthesis of 3,5-pyrazolidinedione derivatives.

The condensation of some hydrazine derivatives with carbon suboxide was reported to produce the products in 80-90% yield. The use of N,N-diphenyl-N-butylhydrazine in this condensation led to the formation of 4-but-1,2-diphenyl-3,5-pyrazolidinedione (**13**) (Fig. 4).⁷

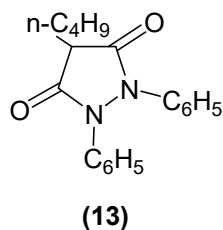
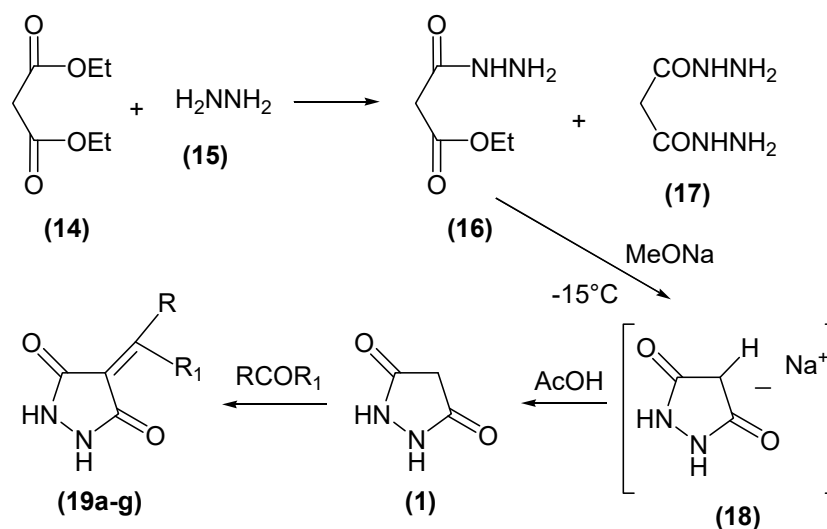


Fig. 4. Structure of compound 13

A novel series of 3,5-pyrazolidenedione derivatives were reported. This includes 4-arylidene (alkylidene or aralkylidene)-3,5-pyrazolidinediones (**19a-g**), which on epoxidation gave unreported oxiranes. The synthesis of these derivatives (**19a-g**) were based on either Knoevenagel reaction of carbonyl derivatives with 3,5-pyrazolidinedione or cyclization of arylidene (alkylidene) malonic acid hydrazide with glacial acetic acid (**Fig. 5**).⁸



19a: R = R₁ = Me; **b-f:** R = H, **b:** R₁ = p-BrC₆H₄, **c:** R₁ = p-ClC₆H₄, **d:** R₁ = p-OHC₆H₄, **e:** R₁ = p-Me₂NC₃H₃, **f:** R₁ = p-MeC₆H₄, **g:** R+R₁ = 4-(indoxyl-3-yl).

Fig. 5. Structure of compounds **19a-g**

A novel series of Mannich bases 1-((1-substituted ethyl-1H-benzo[d]imidazol-2-yl)methyl)-2-substituted phenylpyrazolidine-3,5-dione (**20**) (R₁ = N(Me)₂, N(Ph)₂, piperidino, etc.; R₂ = H, 2-Me) were synthesized and evaluated as antinociceptive agents (**Figure 6**).⁹

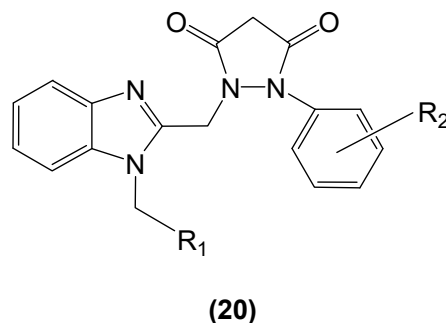


Fig. 6. Structure of compound **20**

A series of pyrazolidine-3,5-diones (**22**) (R = 2-Cl, 4-Cl, 2,4-Cl₂, 2-Me, 4-Me, 2-OMe, 2-NH₂, 4-NH₂) were prepared via reaction of hydrazinylquinolones (**21**) with diethyl malonate and evaluated as antinociceptive agents (**Fig. 7**).¹⁰

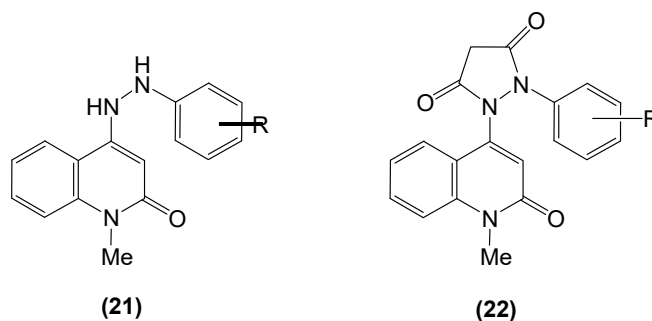


Fig. 7. Structure of compounds **21** and **22**

Several substituted triazenes dyes (**26**) were synthesized by coupling functionalized pyrazolidin-3,5-dione derivatives to various heteroareneazides in excellent yields (98%). The starting Azidopyrazolidindione (**25**) was obtained by the steps illustrated in (Fig. 8).¹¹

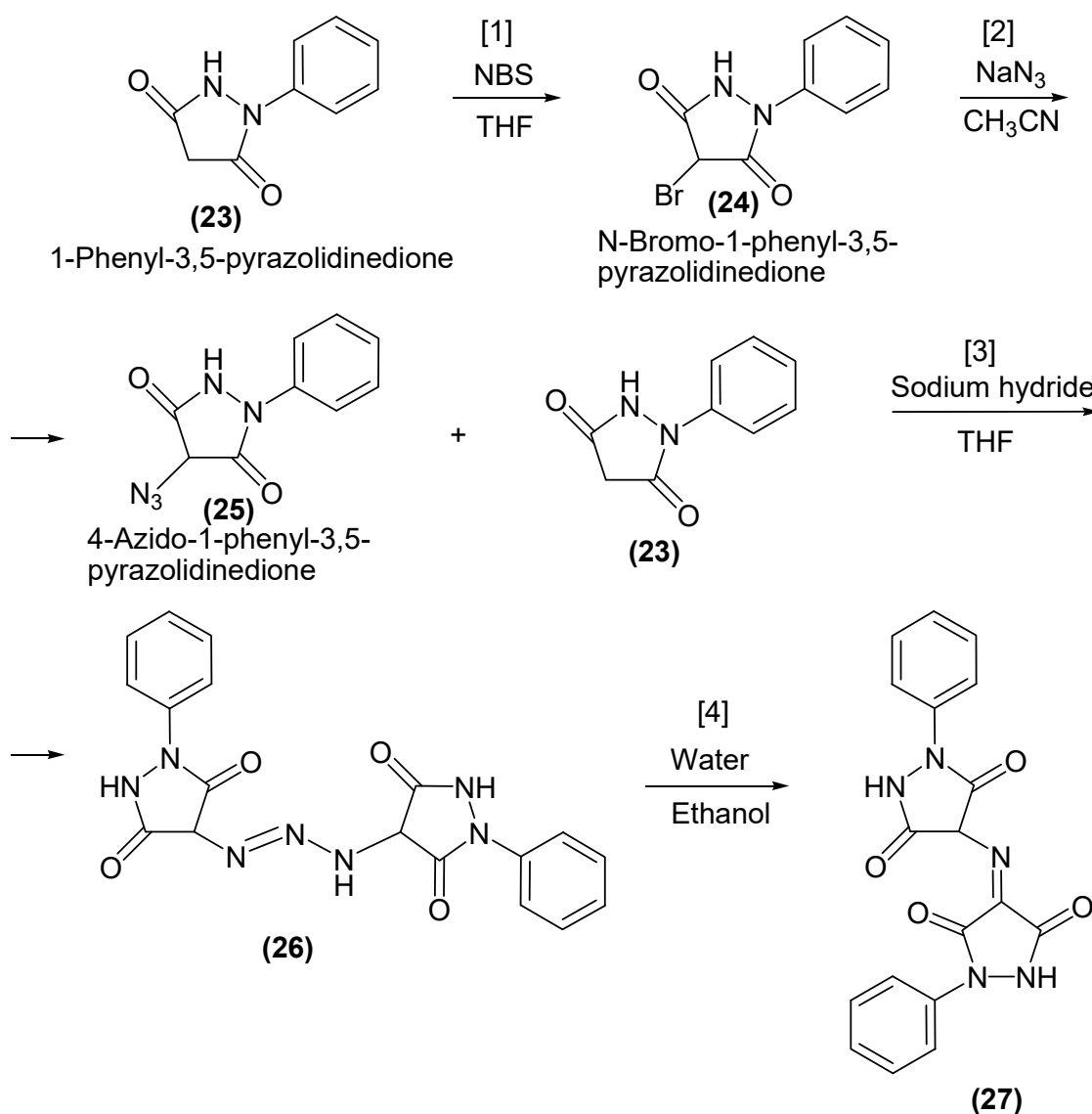


Fig. 8. Structure of compound 27

Pyrazolidinedione derivatives (**28**) [R₁= H, (cyclo) alkyl, aryl, arylalkyl, heteroaryl, etc.; R₂ = (hetero)aryl] are synthesized and have been used for vascular of cardiovascular and of cerebrovascular diseases or conditions associated with platelet aggregation, particularly thrombosis.¹² For instance, 4-(2,3-dimethyl-4-propoxybenzylidene)-1-phenylpyrazolidine-3,5-dione is synthesized from 1-phenylpyrazolidine-3,5-dione and 2,3-dimethyl-4-propoxybenzaldehyde (Fig. 9).

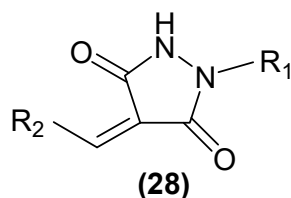


Fig. 9. Structure of compound 28

Pyrazolidinedione derivatives (**29**) (R = H, MeO, Cl) are prepared by nucleophilic addition of 1-phenyl-3,5-pyrazolidinedione to chalcones. Reactions of (**29**) with PhNHNH₂, H₂NNH₂·H₂O, HONH₂·HCl and aromatic amines afford the corresponding phenylhydrazones, diazepine derivatives, oximes and arylidene derivatives (**Fig. 10**).¹³

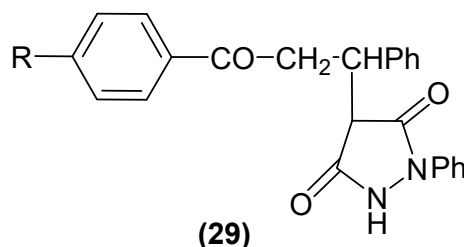


Fig. 10. Structure of compounds **29**

Condensation of 2-pyrrolyl-, 2-thienyl-, or 2-furylcarbaldehyde with 1,2-diphenyl-3,5-pyrazolidinedione gave arylidenepyrazolidine-diones (**30**) (X = NH, S, O) in 35-70% yield. Compound (**30**) (X = NH, S, O) reacted with HCN to give compound (**31**) (X = NH, S, O; R = CN) in 35-60% yield (**Fig. 11**).¹⁴

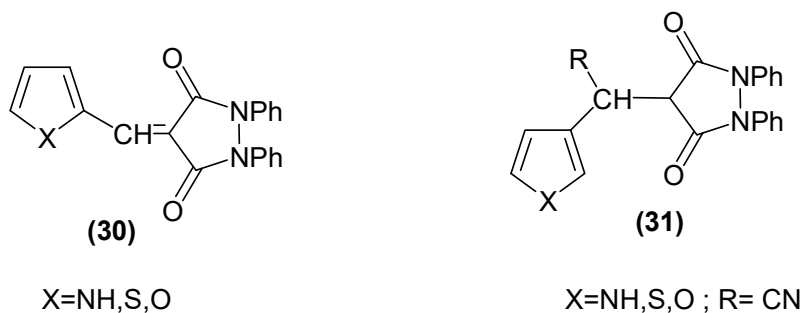


Fig. 11. Structure of compounds **30-31**

4-Substituted derivatives of 1,2-diphenyl-3,5-dioxypyrazolidine (**33**) was described. Refluxing approximately equimolar amounts of Na, 1,2-diphenyl-3,5-pyrazolidine (**32**) and Me₃CCOCH₂CH₂NMe₂ in BuOH solution gave 96-7.5% title compound (**33**) (R = Me₃C). Similar treatment of (**32**) with MeCOCH=CH₂ yielded 80.4% (**33**) (R = Me) that exhibited potential anti-phlogistic, analgesic and anti-rheumatic activity (**Fig. 12**).¹⁵

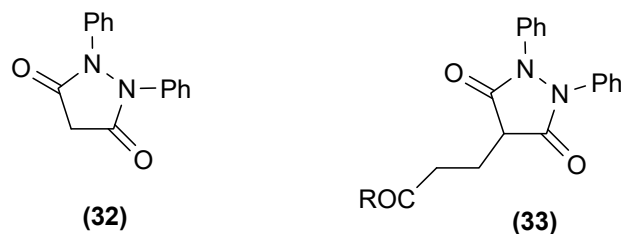


Fig. 12. Structure of compounds **32-33**

4-(3-Methyl-2-butenyl)-1,2-diphenyl-3,5-dioxypyrazolidine feprazone (**36**), a useful analgesic anti-inflammatory drug was prepared by the condensation of (**34**) (M = alkalimetal salt) with Me₂C=CHCH₂OAc (**35**) in the presence of a Pd complex catalyst. Thus, (**35**), Tetrakis (Ph₃P, triphenylphosphine) palladium (0) in anhydrous THF were stirred for at room temperature, (**34**) (M = Li) was added under N₂ to give (**36**) (**Fig. 13**).¹⁶

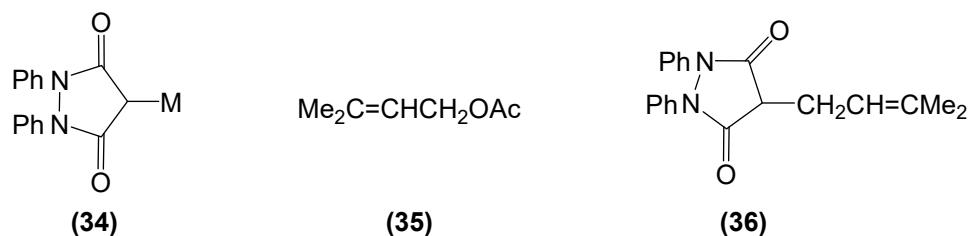


Fig. 13. Structure of compounds **34-36**

4-Prenyl-1,2-diphenyl-3,5-pyrazolidinedione (**37**) was prepared by condensation of $\text{Me}_2\text{C}=\text{CHCH}_2\text{CH}(\text{CO}_2\text{Et})_2$ with $(\text{PhNH})_2$ in EtOH in the presence of EtONa. Compound (**37**) has anti-inflammatory activity in the rate comparable to that of phenylbutazone, but is less ulcerogenic (**Fig. 14**).¹⁷

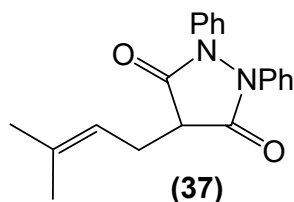


Fig. 14. Structure of compound **37**

The pyrazolidinediones (**38**) ($\text{R} = \text{CH}_2\text{NR}_1\text{R}_2$; R_1 and $\text{R}_2 = \text{H}$, C_{1-6} alkyl; $\text{R}_1\text{R}_2\text{N} =$ heterocyclyl) were prepared for use as blood platelet aggregations inhibitors. Thus, (**38**) ($\text{R} = \text{H}$) was heated with CH_2O and 1-methylpiperazine in Me_2CHOH to give (**38**) ($\text{R} = 4\text{-methylpiperazinomethyl}$) (**Fig. 15**).¹⁸

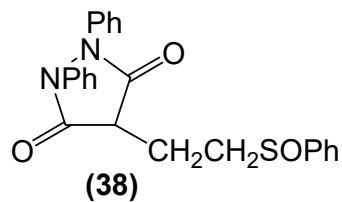


Fig. 15. Structure of compound **38**

Reactions of 1-phenyl-3,5-pyrazolidinedione with N-bromo-succinimide as well as carbonyl compounds were carried out to give (**39**) derivatives 4-Arylidene-1-phenyl-3,5-pyrazolidinediones were reacted with alkylating agents and/or acylating reagents to give the N-alkyl and/or N-acyl derivatives (**40-43**) (**Fig. 16**).¹⁹

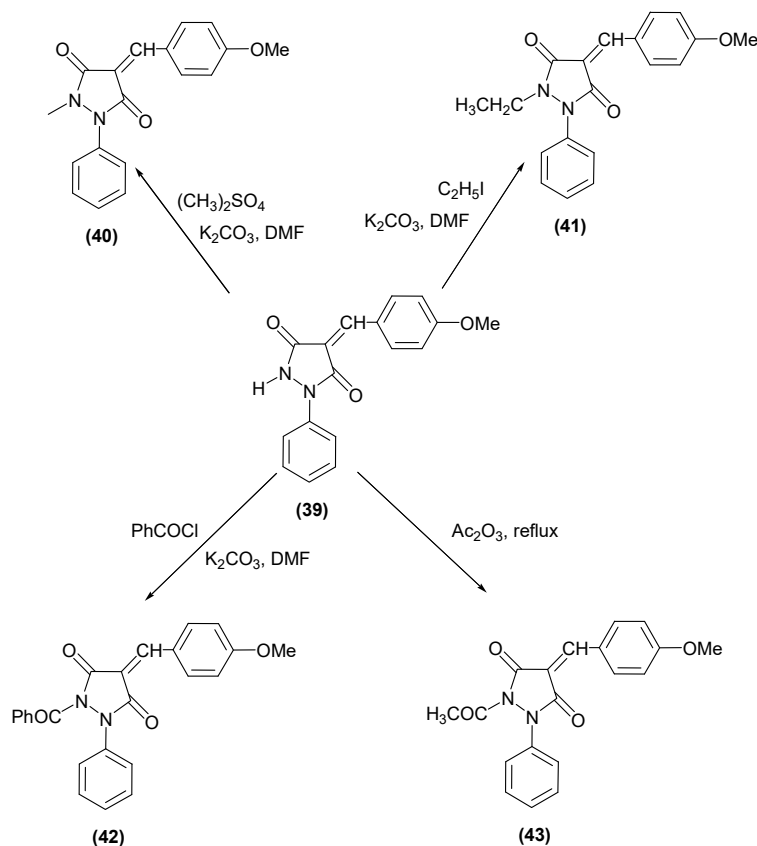


Fig. 16. Structure of compounds **39-43**

2.2 Synthesis of Pyrazolinone derivatives

1-(3-bromophenyl)-4-dicyanomethylene-3-methyl-2-pyrazolin-5-one (**44**) was synthesized by reaction of tetracyanoethylene (TCE) with 3-methyl-1-(3-bromophenyl)-2-pyrazolin-5-one. Compound (**44**) was treated with N,N-dimethylaniline to give very stable violet compound (**45**). Also compound (**44**) was refluxed with glycine to yield the pyrazolone derivative which reacted with N-phenyl malimide to give the cycloadduct (**46**) (Fig. 17).²⁰

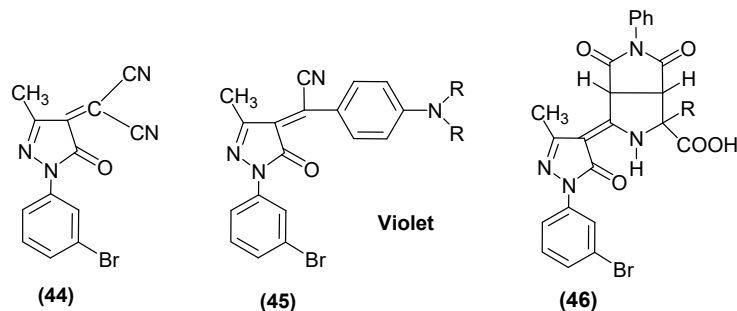


Fig. 17. Structure of compounds 44-46

Regio- and diastereoselective synthesis of bis-[spiro-pyrazoline-4,5'-pyrazoline] derivatives (**47**) [$R_1 = C_6H_5, 4-MeC_6H_4, 4-ClC_6H_4$; $R_2 = C_6H_5, 4-MeC_6H_4, 4-ClC_6H_4, 4-MeOC_6H_4, 4-NO_2C_6H_4, 2-thienyl$] by 1,3-dipolar cycloaddition of bis-hydrazone chlorides $Ar_1HNN=C(Cl)C(Cl)=NNHAr_1$ with 4-arylidene-pyrazol-5-one derivatives was reported. The cycloaddition route was optimized under both ultrasonic irradiation and conventional heating modes (Fig. 18).²¹

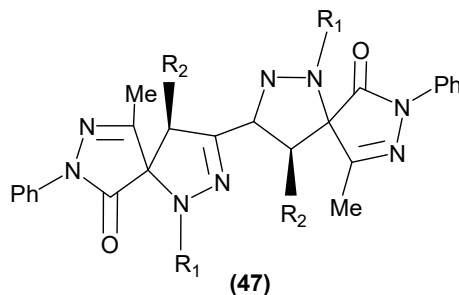


Fig. 18. Structure of compound 47

The invention provides compounds of formula (**48**) and the pharmaceutically acceptable salts thereof, which are inhibitors of the ROMK (Kir 1.1) channel. The compounds may be used as diuretic and/or natriuretic agents and or the therapy and prophylaxis of medical conditions associated with excessive salt and water retention. Compounds of formula (**48**) wherein Z is (un)substituted-4-(tetrazol-1-yl)phenyl, (un)substituted oxoisobenzofuranyl, (un)substituted (tetrazol-1-yl) pyridinyl, etc.; R_1 is H, F, OH, C_{1-3} alkyl and C_{1-3} alkoxy; R_2 is H and C_{1-4} alkyl; R_3 and R_4 are independently H and (un)substituted C_{1-3} alkyl; R_5 is H, halo, C_{3-6} cycloalkyl and C_{1-3} alkyl; R_6 is absent, H and (un)substituted C_{1-3} alkyl; n is 0 and 1; and pharmaceutically acceptable salts thereof, are claimed. Example compound (**49**) was prepared by addition of 2-(3-methyl-5-oxo-2,5-dihydrofuran-3-yl)-2,3,8-triazaspiro-[4,5]decan-1-one to 4-methyl-5-(oxiran-2-yl)isobenzofuran-1-(3H)-one. The invention compounds were evaluated for their ROMK channel inhibitory activity (Fig. 19).²²

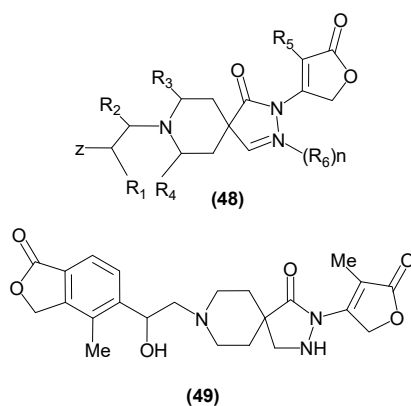


Fig. 19. Structure of compounds 48-49

The mono- and bis-(p-fluorophenyl)hydrazones of dehydro-L-ascrobic acid were prepared. Oxidation of the bis(hydrazone) (**50**) afforded anhydrohexulosonolactone (p-fluorophenyl)hydrazone (**51**). Rearrangement of (**50**) gave pyrazolindione (p-fluorophenyl)hydrazone, (**52**) whose periodate oxidation gave 3-formyl-1-(p-fluorophenyl)pyrazolin-4,5-dione-4-(p-fluorophenyl)hydrazone that upon reduction gave 1-(p-fluorophenyl)-3-hydroxymethylpyrazolin-4,5-dione-4-(p-fluorophenyl) hydrazone (**53**) (**Fig. 20**).²³

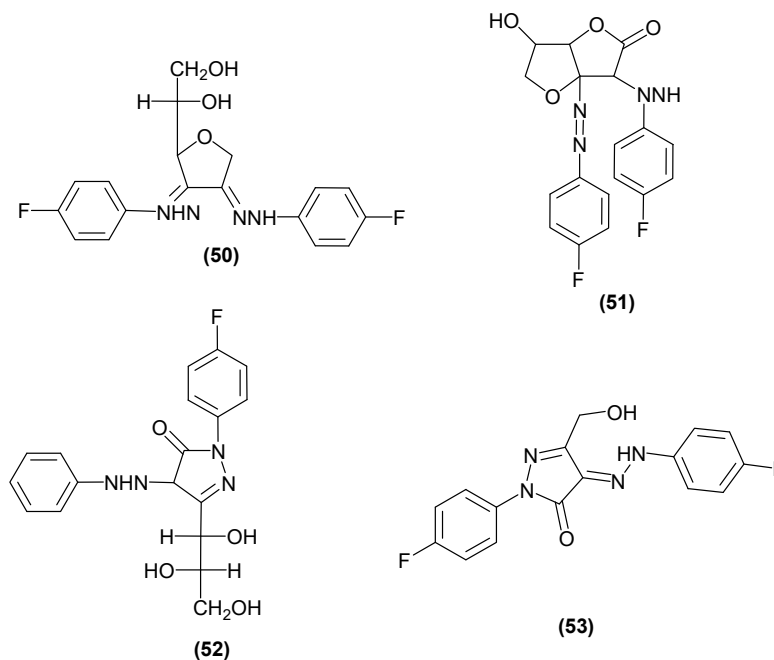


Fig. 20. Structure of compounds **50-53**

β -(3-Hydroxypyrazol-1-yl) ketones, e.g., (**55**) ($R_1 = \text{Me}$, $R_2 = \text{CH}_3(\text{CH}_2)_4$, $R_3 = \text{Me}$) were prepared in high yields and excellent enantioselectivities (94-98% ee) via a Michael addition reaction between 2-pyrazolin-5-ones (**54**) ($R_1 = \text{Me}$, Et, n-Pr) and aliphatic acyclic α,β -unsaturated ketones (E)- $R_2\text{CH}=\text{CHCOR}_3$ using 9-epi-9-amino-9-deoxyquinine as catalyst (**Fig. 21**).²⁴

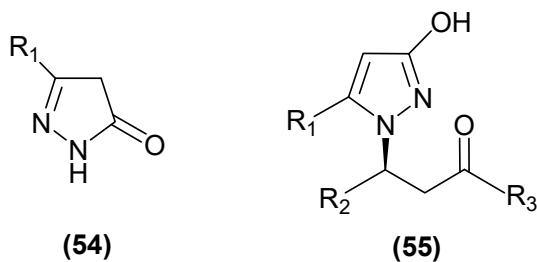


Fig. 21. Structure of compounds **54-55**

Pyrazoline derivative (**57**) ($R_1 = \text{Me}$, Et; $R_3 = \text{H}$, hydrocarbyl) is synthesized by allowing to react 2-aryl-2-cyanoacetic acid ester (**56**) ($R_2 = \text{Me}$, Et) with $R_3\text{NHNH}_2$ in xylene (**Fig. 22**).²⁵

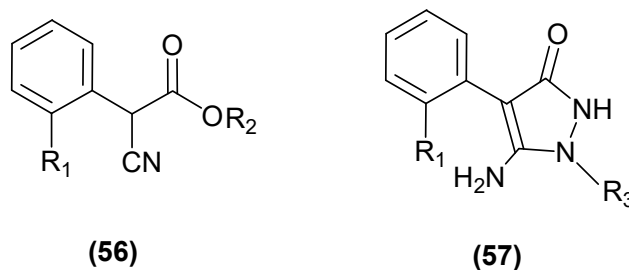
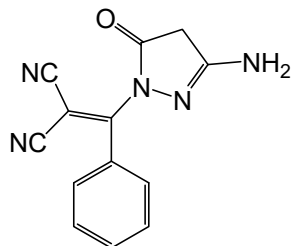


Fig. 22. Structure of compounds **56-57**

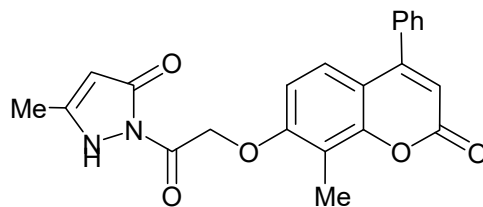
Treatment of 3-Amino-2-pyrazolin-5-one with arylidenemalononitriles afforded adducts, 2-(3-amino-5-oxo-4,5-dihydro-1*H*-pyrazol-1-yl)(phenyl)methylene)malononitrile (**58**) (Fig. 23).²⁶



(58)

Fig. 23. Structure of compound 58

Novel series of 7-substituted-benzopyran-2-ones was synthesized by incorporating heterocyclic rings as oxadiazole, triazole, pyrazole or pyrazolin-5-one to benzopyran-2-one nucleus at pH 7 via methylene-oxy or acetoxy linker. Among them, compound (**59**) that exhibited broad spectrum antitumor activity (Fig. 24).²⁷



(59)

Fig. 24. Structure of compound 59

Two series of complexes of two Schiff bases, 2,3-dimethyl-1-phenyl-4-(pyridine-2-ylmethyliminomethyl)-3-pyrazolin-5-one (**60**) and 4-formyl-2,3-dimethyl-1-phenyl-3-pyrazolin-5-one benzoylhydrazone (**61**) with the general compounds $[\text{Ln}(\mathbf{60})_2(\text{ClO}_4)_2](\text{ClO}_4)$ and $[\text{Ln}(\mathbf{61})_2(\text{ClO}_4)_2](\text{ClO}_4)_2$ ($\text{Ln} = \text{Y, La, Pr, Nd, Sm, Eu, Gd, Dy, Ho}$ or Er) were synthesized and characterized. Both (**60**) and (**61**) are neutral ligands coordinating through the carbonyl oxygen(s) and the azomethine nitrogen in these complexes (Fig. 25).²⁸

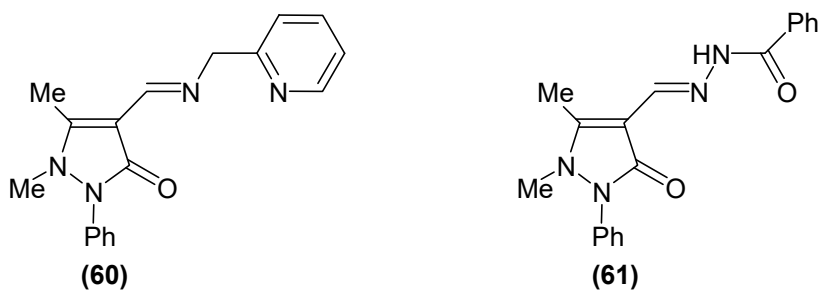


Fig. 25. Structure of compounds 60-61

Compounds (**62**) [$\text{R}_1\text{-R}_5 = \text{H, halo, (halo)-substituted Me}$; $\text{R}_6 = \text{H, C}_{1-5}$ alkyl] are reacted with XCOYR_7 ($\text{X} = \text{Cl, Br}$; $\text{Y} = \text{O, S}$; $\text{R}_7 = \text{C}_{1-5}$ alkyl, C_{3-5} alkenyl, alkynyl) in water/organic solvent mixtures in the presence of bases to afford reaction mixtures, which are separated from oil phase, and mixed with acids and heat treated to afford aq. slurries. The slurries are then heat treated and then solid-liquid separated to afford (**63**) of minimized urea content that used as agrochemical materials (Fig. 26).²⁹

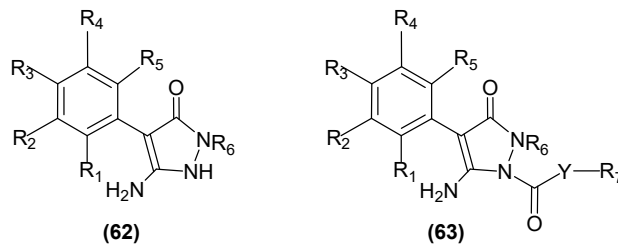


Fig. 26. Structure of compounds 62-63

A process for producing a pyrazolinone derivative (**65**); R_1 - R_5 =H, halo, halomethyl, Me; R_6 = H, C_{1-6} alkyl; R_7 = C_{1-5} alkyl, C3-5 alkynyl; Y = O, S) is introduced, which is characterized by: reacting of pyrazolinone compound (**64**); R_1 - R_6 = same as above) with an acid halide of formula $XCO-Y-R_7$ (X = Cl, Br; Y , R_7 = same as above) in a mixed solution of water and an organic solvent in the presence of a base; subjecting the resulting reaction mixture to the oily-layer/aq.-layer separation; adding an acid to the aqueous layer to neutralize the aqueous layer, thereby causing the precipitate of the pyrazolinone derivative (**65**); and separating the pyrazolinone derivative (**64**). This process gives pyrazolinone derivative (**65**) in good yield with high quality (Fig. 27).³⁰

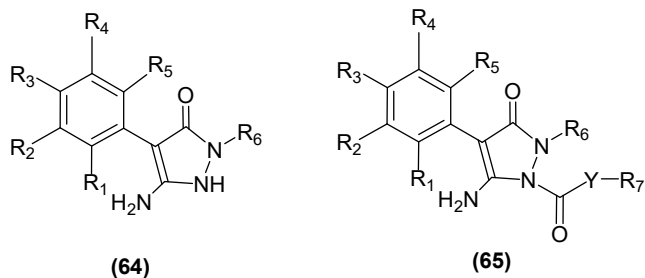


Fig. 27. Structure of compounds 64-65

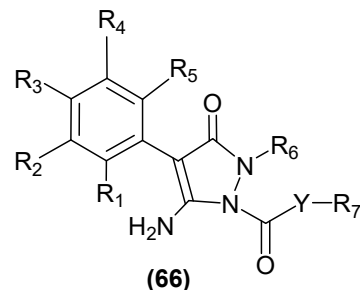


Fig. 28. Structure of compound 66

Compound (**66**) (R_1 - R_5 = H, halo, (halo-substituted) methyl; R_6 = H, alkyl; Y = O, S; R_7 = alkyl, alkenyl, alkynyl] was produced by reacting 3-amino-4-phenylpyrazolin-5-one derivative with compound $XCOYR_7$ [X = Cl, Br; Y = O, S; R_7 = alkyl, alkenyl, alkynyl] in water and an organic solvent in the presence of a base (Fig. 28).³¹

Ternary condensation of 3-methyl-1-phenyl-2-pyrazolin-4,5-dione (**67**); malononitrile and primary amines gave arylaminocyanomethylene derivatives (**68a-d**), while using tertiary amines, the unexpected products, bis-*p*-(*N,N*-dialkylaminophenyl)malononitriles (**70a-b**) (Fig. 29).³²

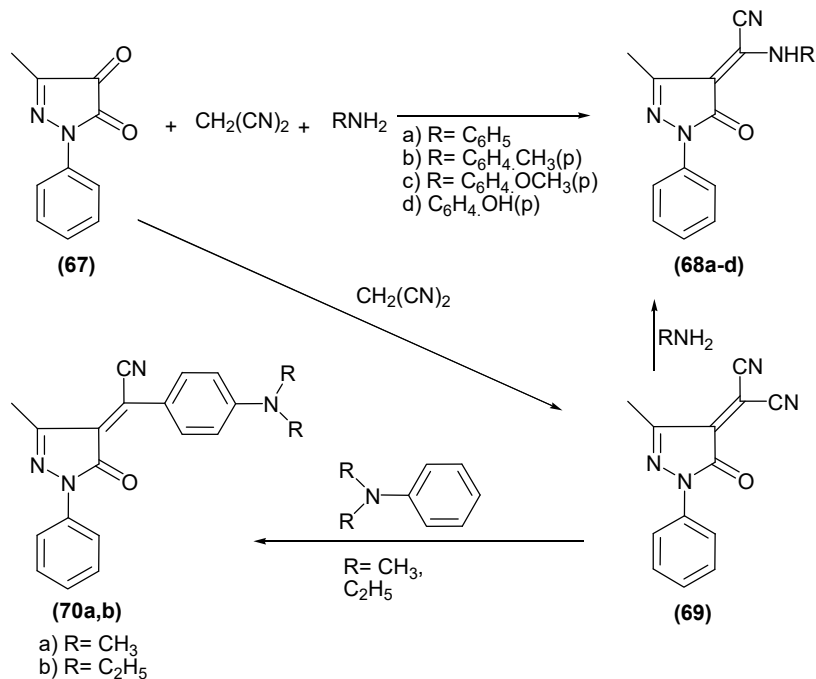


Fig. 29. Structure of compounds 67-70

4-(Dicyanomethylene)-3-methyl-1-phenyl-2-pyrazolin-5-one (**69**) undergoes cycloaddition reaction in a normal or inverse electron demand Diels-Alder reaction to give the cycloadducts (**71-72**) (Fig. 30).³³

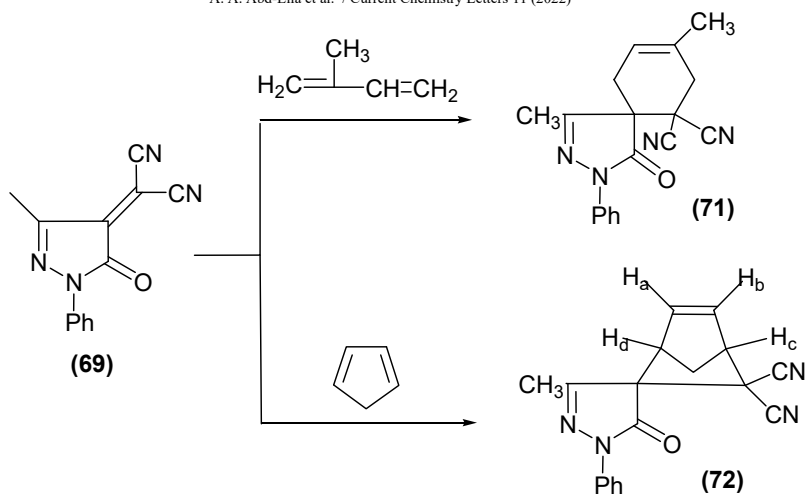


Fig. 30. Structure of compounds 71-72

1-(2-Benzothiazolyl)-4-(dicyanomethylene)-3-methyl-2-pyrazolin-5-one (**75**) was prepared by treating 2-(2-benzothiazolyl)-1,2-dihydro-5-methyl-3H-pyrazol-3-one (**73**) with tetracyanoethylene (**74**). Compound (**76**) was used in preparation of some heterocyclic compounds (**77-80**) by treating with malononitrile, ethyl cyanoacetate, 3-methyl-2-pyrazolin-5-one derivatives and acetyl acetone respectively (**Figs. 31, 32**).³⁴

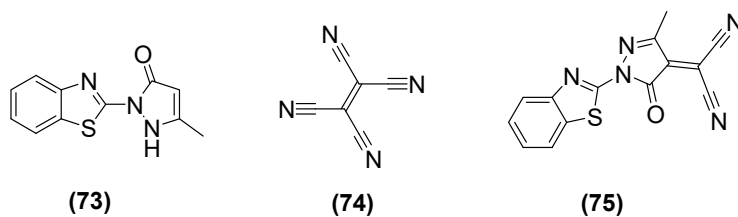


Fig. 31. Structure of compounds 73-75.

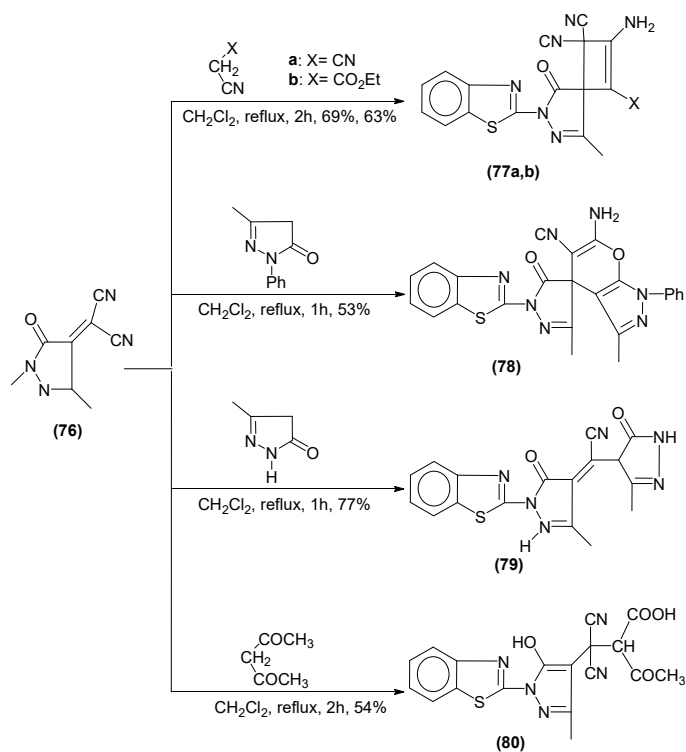


Fig. 32. Structure of compounds 76-80

1,3-Dihydro-3-(3',5'-dioxo-2'H-1'-phenylpyrazolidine)-2H-indol-2-one (**82**) was synthesized via reaction of compound (**23**) with compound (**81**), and its reactions with active methylene derivatives, amines, semicarbazide hydrochloride and thiosemicarbazidewere studied (**Fig. 33**).³⁵

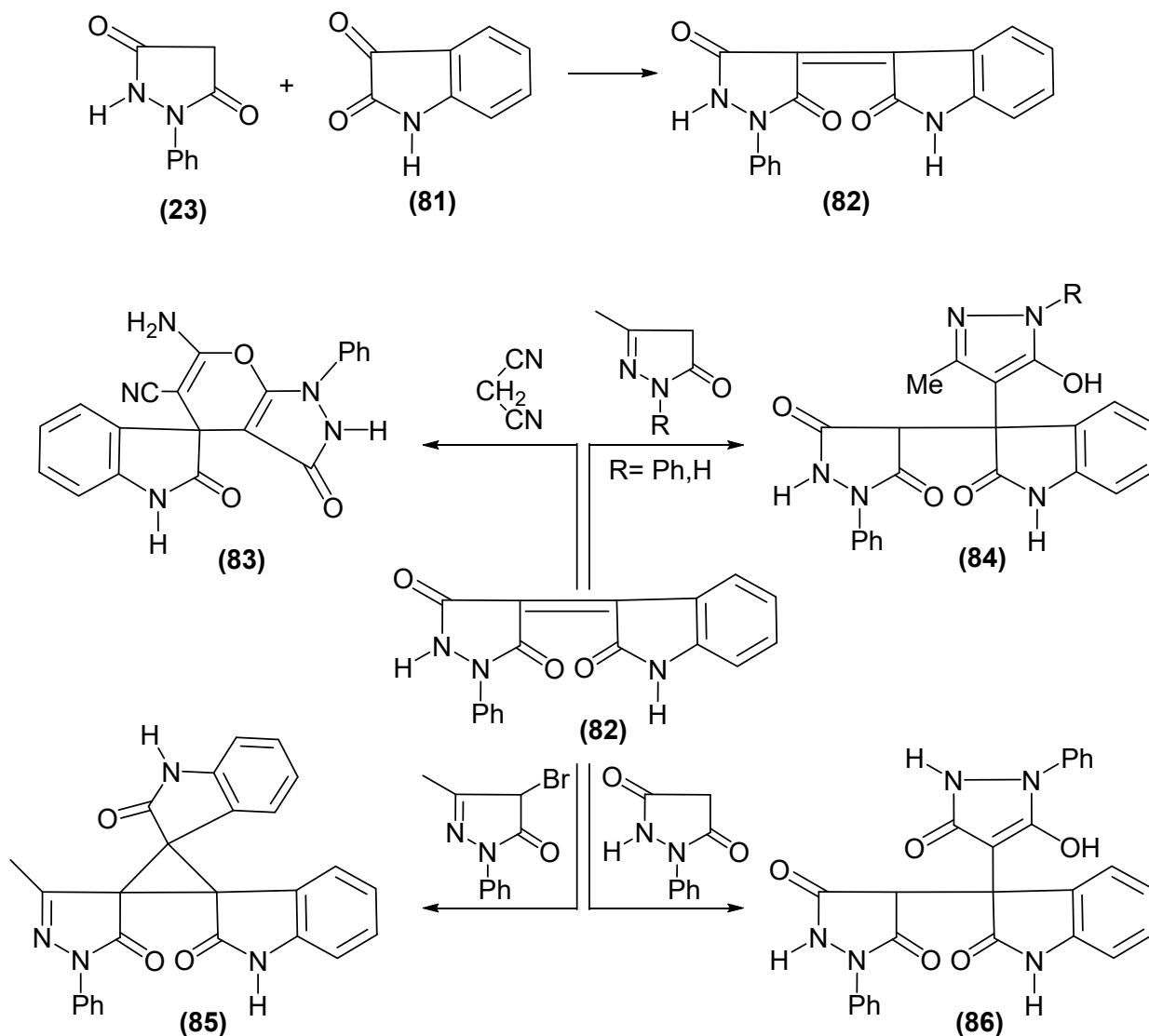


Fig. 33. Structure of compounds **81-86**

3-Methyl-1-phenyl-2-pyrazoline-4,5-dione (**67**) condenses readily with malononitrile in refluxing ethanol to yield 4-(dicyanomethylene)-3-methyl-1-phenyl-2-pyrazolin-5-one (**69**). Compound (**69**) reacts with aliphatic, aromatic and heterocyclic amines to yield 4-substituted (aminocyano-methylene)-3-methyl-1-phenyl-2-pyrazolin-5-ones (**89**) (**Fig. 34**).³⁶

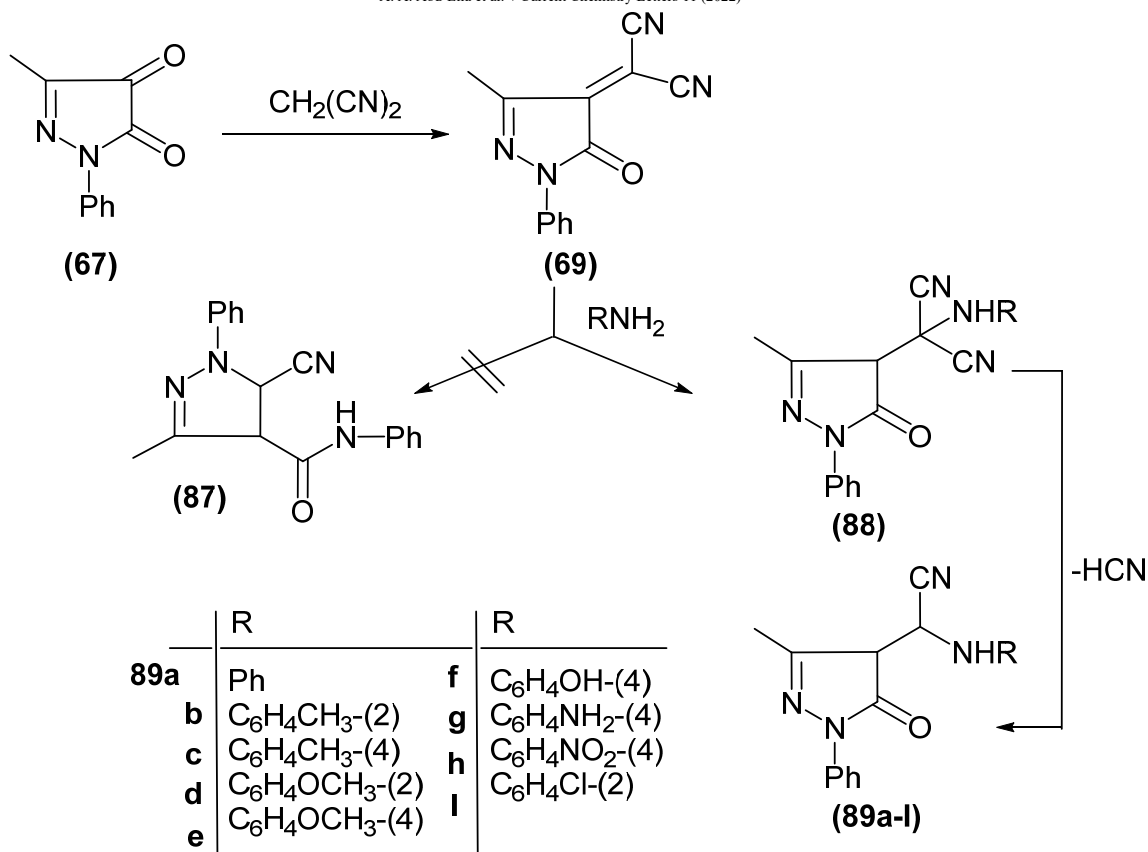


Fig. 34. Structure of compounds 67, 69, and 87-89

3-Methyl-4(1-Ar-3-Ar'-3-oxo-pyrypyl)-2-pyrazolin-5-ones (**91**) were synthesized by the interaction of 3-methyl-2-pyrazolin-5-one (**54**) with chalcones (**90**) in n-butanol (Fig. 35).³⁷

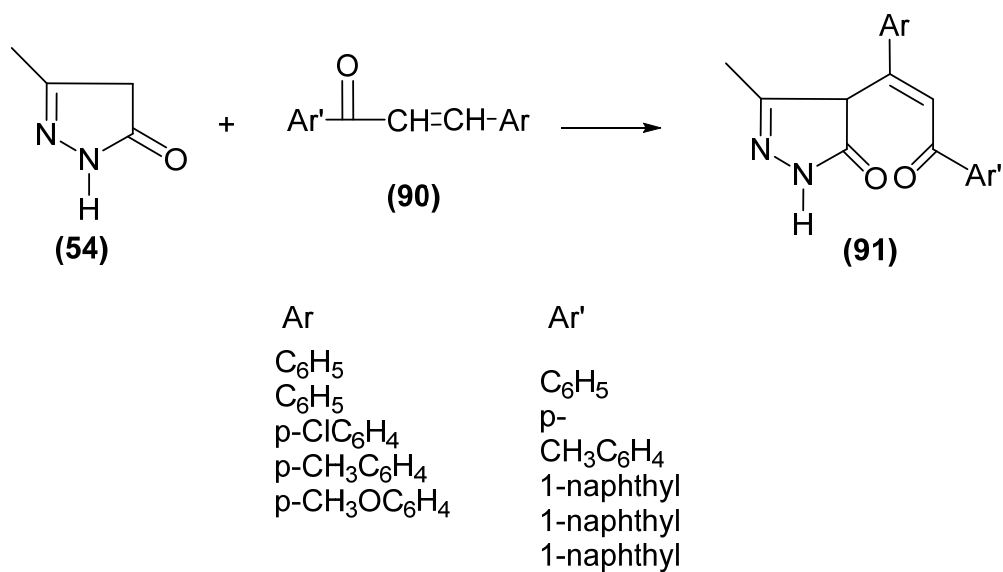


Fig. 35. Structure of compounds 54, 90-91

4-Nitroso-3-methyl-2-pyrazolin-5-one (**92a,b**) reacts readily with diazoalkanes or the corresponding alkyl halides to yield exclusively the 4-alkyl derivatives of oxazoles or the corresponding nitrones are formed. The isonitroso derivatives (**92a,b**) undergo condensation with primary aliphatic amines or amino acids to give rubazonic acid derivatives (**95a,b**) (Fig. 36).³⁸ This work is considered important in organic chemistry because it ensures the significance of organic compounds in different fields.³⁹⁻⁶⁴

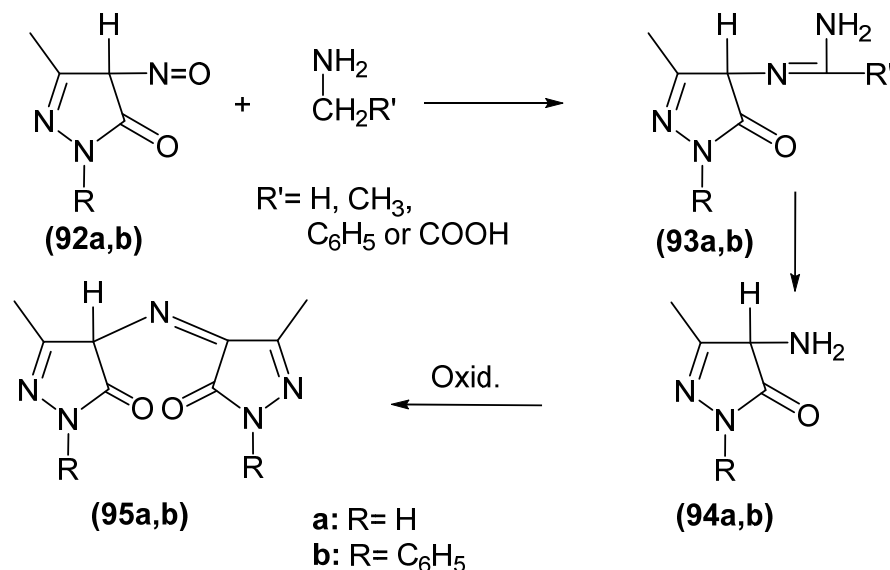


Fig. 36. Structure of compounds 92-95

3. Conclusion

Pyrazolone, a five-membered nitrogen bearing heterocyclic system can be denoted as pharmaceutically important compounds. Due to the excellent performance in pharmaceutical and agromedical fields of oxo derivatives of pyrazoline and pyrazolidine and the rapidly increasing needs for drugs, the design and synthesis of these derivatives with structural variety have increasing attentions.

References

- Farag A. A., Khalifa E. M., Sadik N. A., Abbas S. Y., Al-Sehemi A. G., and Ammar Y. A. (2013) Synthesis, characterization, and evaluation of some novel 4 (3H)-quinazolinone derivatives as anti-inflammatory and analgesic agents. *Med. Chem. Res.*, 22 (1) 440-452.
- Sharma S., Srivastava V. K., and Kumar A. (2002) Newer N-substituted anthranilic acid derivatives as potent anti-inflammatory agents. *Eur. J. Med. Chem.*, 37 (8) 689-697.
- Shoman M., Abdel-Aziz M., Aly O. M., Farag H. H., and Morsy M. A. (2009) Synthesis and investigation of anti-inflammatory activity and gastric ulcerogenicity of novel nitric oxide-donating pyrazoline derivatives. *Eur. J. Med. Chem.*, 44 (7) 3068-3076.
- El-Hawash S. A. M., Badawey E. A. M., and El-Ashmawey I. M. (2006) Nonsteroidal antiinflammatory agents. Part 2. antiinflammatory, analgesic and antipyretic activity of some substituted 3-pyrazolin-5-ones and 1,2,4,5,6,7-3H-hexahydroindazol-3-ones. *Eur. J. Med. Chem.*, 41 (2) 155-165.
- Aggarwal R., Bansal A., Rozas I., Kelly B., Kaushik P., And Kaushik D. (2013) Synthesis, biological evaluation and zmolcular modeling study of 5-trifluoromethyl- Δ^2 -pyrazoline and isomeric 5/3-trifluoromethylpyrazole derivatives as anti-inflammatory agents. *Eur. J. Med. Chem.*, 70C 350-357.
- Knorr L. (1883) Einwirkung von Acetessigester auf Phenylhydrazin. *Ber. Dtsch. Chem. Ges.*, 16 (2) 2597-2599.
- El-Rayyes N. R., and Al-Awadi N. A. (1985) Synthesis of 2-Pyrazolines and 3,5-Pyrazolidinediones. *Synthesis*, 11 1028-1042.
- Metwally S. A. M., Abdel-Moneim M. I., El-Ossaily Y. A., Radwa I. A., and Abou-Hadeed K. (2010) Synthesis and Crystal structure of some 3,5-pyrazolidinediones. *Chem. Heterocycl. Compd.*, 46 (4) 426-437.
- Tiwari A., and Singh A. (2014) Synthesis and antinociceptive activity of novel mannich base derivatives of some new fused 3,5-pyrazolidinedione. *J. Adv. Pharm. Technol. Res.*, 5 (1) 41-47.
- Tiwari A., and Singh A. (2013) Synthesis and evaluation of possible mechanism of antinociceptive potential of novel 2-quinolone fused 3,5-pyrazolidinedione derivatives in experimental animal models. *Ovidius Univ. Ann. Chem.*, 24 (1) 5-12.
- Isaad Jalal., MalekFouad., and El-AchariAhmida. (2012) A facile route to the new triazene dyes based on substituted pyrazolidin-3,5-dione derivatives. *Dyes Pigm.*, 92 (3) 1212-1222.
- Houille O., Fretz H., Hilpert K., Riederer M., Giller T., and Valdenaire O. (2005) Pyrazolidinedione derivatives and their use as platelet aggregation inhibitors. CA Patent 2,529,436.
- Hamed A.A., Sayed G.H., El-Mobayed M., and Ahmed N. (1985). *J. Chem. Soc. Pak.*, 7 (3) 197-202.
- Islam A.M., El-BayoukiKhairy A.M.,and Moharram H.H. (1984) Synthesis of some new 3, 5-pyrazolidinedione derivatives of expected biological activity. *Pharmazie*, 39 (6) 382-383.
- Burger U., Gandillon G., and Mareda J. (1981) The Ring Closure of Cyclopenta-1, 3-dien-5-yl-carbene to Benzvalene. A mechanistic study of an unusual carbene reaction. *Helv. Chim. Acta*, 64 (3) 844-853.

- 16 Bernasconi S., Gariboldi P., Jommi G., Sisti M., and Fava G. G. (1981) A new tetracyclic sesquiterpene hydrocarbon from trans-farnesic acid; X-ray crystal structure of 8-bromomethyl-1, 4-dimethyl-9-methylenetetrahydro [5.2. 1.1. 0] undecane. *J. Chem. Soc., Perkin trans. 1*, 995-998.
- 17 Guijarro C., Blanco-Colio L. M., Ortego M., Alonso C., Ortiz A., Plaza J. J., Díaz C., Hernández G., and Egido J. (1998) 3-Hydroxy-3-methylglutaryl coenzyme a reductase and isoprenylation inhibitors induce apoptosis of vascular smooth muscle cells in culture. *Circ. Res.*, 83 (5) 490-500.
- 18 Manoury P. M., Dumas A. P., Najer H., Branceni D., Prouteau M., and Lefevre-Borg F. M. (1979) Synthesis and analgesic activities of some (4-substituted phenyl-1-piperazinyl) alkyl 2-aminobenzoates and 2-aminonicotines. *J. Med. Chem.*, 22 (5) 554-559.
- 19 El-Ossaily Y. A., Moustafa O. S., Ibrahim S. A., Elnagar G. M., and Metwally S. A. M. (2013) Synthesis, reactivity and effect of molecular structure and solvent on the electronic spectra of 3,5-pyrazolidinedione derivatives. *Trends Hetero Chem.*, 16 23-32.
- 20 Metwally S. A. M., Mahfouz R. M., El-Ossaily Y. A., Aref S. A., and Naffea Y. A. (2016) Reactions of tetracyanoethylene with active methylene compounds. *Assiut University Journal of Chemistry (AUJC)*, 45 33-46.
- 21 Behbehani H., Dawood K. M., Ibrahim H. M., and Mostafa N. S. (2018) Regio- and stereoselective route to bis-[3-methyl-1, 1', 4'-triaryl-5-oxo-spiro-pyrazoline-4, 5'-pyrazoline] derivatives via 1, 3-dipolar cycloaddition under sonication. *Arab. J. Chem.*, 11 (7) 1053-1060.
- 22 Martelli A., Testai L., Breschi M. C., and Calderone V. (2015) Inhibitors of the renal outer medullary potassium channel: a patent review. *Expert Opin Ther Pat.*, 25 (9) 1035-1051.
- 23 Kilany Y. E., Rashed N., Mansour M., and H. El Ashry E. S. (1988) Synthesis and Rearrangement of Mono and Bis-(p-Fluorophenyl) Hydrazones of Dehydro-L-Ascorbic Acid. *J. Carbohydr. Chem.*, 7 (1) 187-198.
- 24 Gogoi S., Zhao C. G., and Ding D. (2009) Enantioselective Synthesis of β -(3-Hydroxypyrazol-1-yl) Ketones Using an Organocatalyzed Michael Addition Reaction. *Org. Lett.*, 11 (11) 2249-2252.
- 25 Kuang S. M., and Zhang P. (2011) Methods for the preparation of indazole-3-carboxylic acid and n-(s)-1-azabicyclo[2.2.2]oct-3-yl-1h-indazole-3-carboxamide hydrochloride salt. US Patent 2,011,0172428.
- 26 Al-Matar H. M., Khalil K. D., Adam A. Y., and Elnagdi M. H. (2010) Green one pot solvent-free synthesis of pyrano[2,3-c]-pyrazoles and pyrazolo[1,5-a]pyrimidines. *Molecules*, 15 (9) 6619-6629.
- 27 Ismail M. M., Rateb H. S., and Hussein M. M. (2010) Synthesis and docking studies of novel benzopyran-2-ones with anticancer activity. *Eur. J. Med. Chem.*, 45 (9) 3950-3959.
- 28 Ajithkumar G., and Radhakrishnan P. K. (2010) Yttrium and lanthanide perchlorate complexes of 2,3-dimethyl-4-formyl-(2'-(aminomethyl)pyridine)-1-phenyl-3-pyrazoline-5-one and 2,3-dimethyl-4-formyl(benzhydrazide)-1-phenyl-3-pyrazolin-5-one. *J. Indian Chem. Soc.*, 87 (3) 253-260.
- 29 Lin C. I., McCarty R. M., and Liu H. W. (2013) The biosynthesis of nitrogen-, sulfur-, and high-carbon chain-containing sugars. *Chem. Soc. Rev.*, 42 (10) 4377-4407.
- 30 Yanagida K., Ishii S., Hamano F., Noguchi K., and Shimizu T. (2007) LPA4/p2y9/GPR23 mediates rho-dependent morphological changes in a rat neuronal cell line. *J. Biol. Chem.*, 282 (8) 5814-5824.
- 31 JAK-INHIBITING C. O. C. H. (2005) Method for producing sulfoxide derivative. *Chem. Eur. J.*, 11 1086-1092.
- 32 Younes M. I., Atta A. H., and Metwally S. A. M. (1990) Reactions of 6-Amino-5-Cyano-3-Methyl-1,4-Diphenyl-1H 4H-Pyrano[2,3-C]Pyrazole and its Methanimidate. *J. Chin. Chem. Soc.*, 37 (6) 617-623.
- 33 Aly M. F., Younes M. I., Atta A. H., and Metwally S. A. (1997) Addition and cycloaddition reactions with pyrazole blue. *Heterocycl. Commun.*, 3 (3) 231-234.
- 34 Atta A. H., Fandy R. F., Younes M. I., and Metwally S. A. M. (1996) REACTIONS OF 2-HYDRAZINOBENZOTHAZOLE. *Bull. Fac. Sci., Assiut Univ.*, 25 (1) 35-41.
- 35 Aly M. F., Atta A. H., Younes M. I., Abou-Zeid I. M., and Metwally S. A. M. (1996) SYNTHESIS AND REACTIONS OF 1,3-DIHYDRO-3-(3',5'-DIOXO-2'H-1'-PHENYLPYAZOLIDINE)-2H-INDOL-2-ONE. *Bull. Fac. Sci., Assiut Univ.*, 25 (1) 25-33.
- 36 Atta A. H., Abbas H. H., Younes M. I., and Metwally S. A. M. (1996) Preparation And Reactions Of 1,7-Dihydro-3,5-Dimethyl-4-Nitrophenyl-1,7-Diphenylpyrano[2,3-C:6,5-C]Pyrazol-8-ium Perchlorate. *Heterocycl. Commun.*, 2 (5) 475-480.
- 37 Metwally S. A., El-Naggar G. M., and El-Emary T. I. (1986) Reactions of 4-(dicyanomethylene)-3-methyl-1-phenyl-2-pyrazolin-5-one towards active methylene compounds. *Heterocycl. Chem.*, 23 (1375) 1375.
- 38 Metwally M. A., Younes M. I., and Metwally S. A. M. (1985) Reaction of 4-isonitroso-3-methyl-2-pyrazolin-5-one derivatives. *Indian J. Chem.*, 24B (8) 870-872.
- 39 Abdelhamid A. A., Elsaghier A. M. M., Aref S. A., Gad M. A., Ahmed N. A., and Abdel-Raheem Sh. A. A. (2021) Preparation and biological activity evaluation of some benzoylthiourea and benzoylurea compounds. *Curr. Chem. Lett.*, 10 (4) 371-376.
- 40 Abdel-Raheem Sh. A. A., Kamal El-Dean A. M., Hassanien R., El-Sayed M. E. A., and Abd-Ella A. A. (2020) Synthesis and biological activity of 2-((3-Cyano-4,6-distyrylpyridin-2-yl)thio)acetamide and its cyclized form. *Alger. j. biosciences*, 01 (02) 046-050.
- 41 Bakhite E. A., Abd-Ella A. A., El-Sayed M. E. A., and Abdel-Raheem Sh. A. A. (2014) Pyridine derivatives as insecticides. Part 1: Synthesis and toxicity of some pyridine derivatives against Cowpea Aphid, *Aphis craccivora* Koch (Homoptera: Aphididae). *J. Agric. Food Chem.*, 62 (41) 9982-9986.
- 42 Bakhite E. A., Abd-Ella A. A., El-Sayed M. E. A., and Abdel-Raheem Sh. A. A. (2017) Pyridine derivatives as insecticides. Part 2: Synthesis of some piperidinium and morpholiniumcyanopyridinethiolates and their Insecticidal Activity. *J. Saud. Chem. Soc.*, 21 (1) 95-104.
- 43 Kamal El-Dean A. M., Abd-Ella A. A., Hassanien R., El-Sayed M. E. A., Zaki R. M., and Abdel-Raheem Sh. A. A. (2019) Chemical design and toxicity evaluation of new pyrimidothienotetrahydroisoquinolines as potential insecticidal agents. *Toxicol. Rep.*, 6 (2019) 100-104.

- 44 Gad M. A., Aref S. A., Abdelhamid A. A., Elwassimy M. M., and Abdel-Raheem Sh. A. A. (2021) Biologically active organic compounds as insect growth regulators (IGRs): introduction, mode of action, and some synthetic methods. *Curr. Chem. Lett.*, 10 (4) 393-412.
- 45 Kamal El-Dean A. M., Abd-Ella A. A., Hassanien R., El-Sayed M. E. A., and Abdel-Raheem Sh. A. A. (2019) Design, Synthesis, Characterization, and Insecticidal Bioefficacy Screening of Some New Pyridine Derivatives. *ACS Omega*, 4 (5) 8406-8412.
- 46 Abdel-Raheem Sh. A. A., Kamal El-Dean A. M., Zaki R. M., Hassanien R., El-Sayed M. E. A., Sayed M., and Abd-Ella A. A. (2021) Synthesis and toxicological studies on distyryl-substituted heterocyclic insecticides. *Eur. Chem. Bull.*, 10 (4) 225-229.
- 47 Abdel-Raheem Sh. A. A., Kamal El-Dean A. M., Hassanien R., El-Sayed M. E. A., and Abd-Ella A. A. (2021) Synthesis and characterization of some distyryl-derivatives for agricultural uses. *Eur. Chem. Bull.*, 10 (1) 35-38.
- 48 Tolba M. S., Sayed M., Abdel-Raheem Sh. A. A., Gaber T. A., Kamal El-Dean A. M., and Ahmed M. (2021) Synthesis and spectral characterization of some new thiazolopyrimidinederivatives. *Curr. Chem. Lett.*, 10 (4) 471-478.
- 49 Al-Taifi E. A., Abdel-Raheem Sh. A. A., and Bakhite E. A. (2016) Some reactions of 3-cyano-4-(*p*-methoxyphenyl)-5-oxo-5,6,7,8-tetrahydroquinoline-2(1*H*)-thione; Synthesis of new tetrahydroquinolines and tetrahydrothieno[2,3-*b*]quinolines. *Assiut University Journal of Chemistry (AUJC)*, 45 (1) 24-32.
- 50 Abdel-Raheem Sh. A. A., Kamal El-Dean A. M., Hassanien R., El-Sayed M. E. A., Sayed M., and Abd-Ella A. A. (2021) Synthesis and spectral characterization of selective pyridine compounds asbioactive agents. *Curr. Chem. Lett.*, 10 (3) 255-260.
- 51 Abdel-Raheem Sh. A. A., Kamal El-Dean A. M., Abdul-Malik M. A., Abd-Ella A. A., Al-Taifi E. A., Hassanien R., El-Sayed M. E. A., Mohamed S. K., Zawam S. A., and Bakhite E. A. (2021) A concise review on some synthetic routes and applications of pyridine scaffold compounds. *Curr. Chem. Lett.*, 10 (4) 337-362.
- 52 Tolba M. S., Kamal El-Dean A. M., Ahmed M., Hassanien R., Sayed M., Zaki R. M., Mohamed S. K., Zawam S. A., and Abdel-Raheem Sh. A. A. (2022) Synthesis, reactions, and applications of pyrimidine derivatives. *Curr. Chem. Lett.*, 11 (1) 121-138.
- 53 Abdelhafeez I. A., El-Tohamy S. A., Abdul-Malik M. A., Abdel-Raheem Sh. A. A., and El-Dars F. M. S. (2022) A review on green remediation techniques for hydrocarbons and heavy metals contaminated soil. *Curr. Chem. Lett.*, 11 (1) 43-62.
- 54 Tolba M. S., Abdul-Malik M. A., Kamal El-Dean A. M., Geies A. A., Radwan Sh. M., Zaki R. M., Sayed M., Mohamed S. K., and Abdel-Raheem Sh. A. A. (2022) An overview on synthesis and reactions of coumarin based compounds. *Curr. Chem. Lett.*, 11 (1) 29-42.
- 55 Abdel-Raheem Sh. A. A., Kamal El-Dean A. M., Abdul-Malik M. A., Hassanien R., El-Sayed M. E. A., Abd-Ella A. A., Zawam S. A., and Tolba M. S. (2022) Synthesis of new distyrylpyridine analogues bearing amide substructure as effective insecticidal agents. *Curr. Chem. Lett.*, 11 (1) 23-28.
- 56 Tolba M. S., Sayed M., Kamal El-Dean A. M., Hassanien R., Abdel-Raheem Sh. A. A., and Ahmed M. (2021) Design, synthesis and antimicrobial screening of some new thienopyrimidines. *Org. Commun.*, 14 (4) 334-345.
- 57 Saber A. F., Sayed M., Tolba M. S., Kamal A. M., Hassanien R., and Ahmed M. (2021) A Facile Method for Preparation and Evaluation of the Antimicrobial Efficiency of Various Heterocycles Containing Thieno[2,3-*d*]Pyrimidine. *Synth. Commun.*, 51 (3) 398-409.
- 58 Ahmed M., Sayed M., Saber A. F., Hassanien R., Kamal El-Dean A. M., and Tolba M. S. (2020) Synthesis, Characterization, and Antimicrobial Activity of New Thienopyrimidine Derivatives. *Polycycl. Aromat. Compd.*, Accepted Manuscript (DOI: 10.1080/10406638.2020.1852587).
- 59 Kamal El-Dean A. M., Zaki R. M., Radwan S. M., and Saber A. F. (2017) Synthesis, Reactions and Spectral Characterization of Novel Thienopyrazole Derivatives. *Eur. Chem. Bull.*, 6 (12) 550-553.
- 60 Zaki R. M., Kamal El-Dean A. M., Radwan S. M., and Saber A. F. (2019) Efficient synthesis, reactions and spectral characterization of novel pyrazolo[4',3':4,5]thieno[3,2-*d*]pyrimidine derivatives and their related heterocycles. *Heterocycl. Commun.*, 25 (1) 39-46.
- 61 Saber A. F., Zaki R. M., Kamal El-Dean A. M., and Radwan S. M. (2020) Synthesis, reactions and spectral characterization of some new biologically active compounds derived from thieno[2,3-*c*]pyrazole-5-carboxamide. *J. Heterocyclic Chem.*, 57 (1) 238-247.
- 62 Khodairy A., Mansour E. S., Elhady O. M., and Drar A. M. (2021) Novel *N*-cyanoguanidyl derivatives: Synthesis and studying their toxicological activity against *Spodoptera littoralis* and *Schizaphis graminum*. *Curr. Chem. Lett.*, 10 (4) 363-370.
- 63 Elhady O. M., Mansour E. S., Elwassimy M. M., Zawam S. A., and Drar A. M. (2022) Synthesis and characterization of some new tebufenozide analogues and study their toxicological effect against *Spodopteralittoralis* (Boisd.). *Curr. Chem. Lett.*, 11 (1) 63-68.
- 64 Khodairy A., Mansour E. S., Elhady O. M., and Drar A. M. (2021) Synthesis of Neonicotinoid analogues and study their toxicological aspects on *Spodoptera littoralis* and *Schizaphis graminum*. *Int. J. Pest Manag.*, Accepted Manuscript (DOI: 10.1080/09670874.2021.1943048).

