

Kinetics and Mechanistic Approach to the Chromic Acid Oxidative Degradation of Atropine Drug in Perchlorate Solutions and the Effect of Ruthenium(III) Catalyst

Ahmed Fawzy^{1,2,*}, Ishaq A. Zaafarany¹, Rabab S. Jassas¹, Rami J. Obaid¹, Saleh A. Ahmed^{1,2}

¹Chemistry Department, Faculty of Applied Science, Umm Al-Qura University, 21955 Makkah, Saudi Arabia

²Chemistry Department, Faculty of Science, Assiut University, 71516 Assiut, Egypt

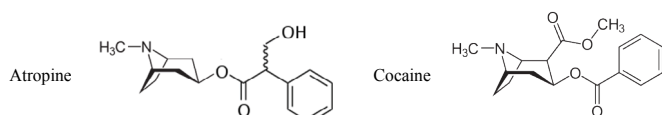
Abstract

The effect of ruthenium(III) catalyst on the kinetics of oxidation of atropine drug (ATR) by chromic acid in perchlorate solutions was studied spectrophotometrically at a fixed ionic strength of 1.0 mol dm⁻³ and at 25°C. Both uncatalyzed and Ru(III)-catalyzed oxidation reactions showed a first order dependence in [Cr(VI)], and less than unit order dependences with respect to both [ATR] and [H⁺]. The reaction was first order in [Ru(III)]. The effects of both ionic strength and dielectric constant of the reactions medium were investigated. Addition of Mn(II) was found to decrease the oxidation rate. The rate of Ru(III)-catalyzed oxidation of atropine was found to be about 10-fold higher than that of the uncatalyzed reaction. In both cases, the main oxidation products of atropine were identified as tropine, benzaldehyde, methanol, and carbon dioxide. Plausible mechanisms for both uncatalyzed and Ru(III)-catalyzed oxidations were proposed and the rate-law expressions associated with these mechanisms were derived. The activation parameters related to the second order rate constants were evaluated and discussed.

Keywords: Atropine; Oxidation; Chromic acid; Ruthenium(III); Kinetics; Mechanism

Introduction

Alkaloids have a number of pharmacological activities including antimalarial, antiasthma, anticancer, cholinomimetic, antibacterial, psychotropic and stimulant activities [1-3]. Among the most famous of the alkaloids is tropine alkaloid or atropine (ATR) which is an anticholinergic drug containing two cyclic structures (alicyclic nitrogen-containing alcohol tropine and aromatic tropic acid) joined by an ester linkage [4]. This structure allows for its rapid absorption through the blood-brain barrier. Atropine is structurally similar to cocaine as illustrated below.



Atropine occurs naturally in plants in the nightshade family including deadly nightshade, Jimson weed and mandrake [5]. It is a secondary metabolite of such plants and serves as a drug with a wide variety of effects. Atropine is considered as a core medicine in the World Health Organization (WHO) for a main health care system. Furthermore, it is the most essential drug in the treatment of nerve agent poisoning. Its degradation by microorganisms has been reported by several groups [6] and in the initial stage, the hydrolysis of the ester linkage to give two separate cyclic components takes place. Alkaloids may play an important role in the chemistry of chromium because of its carcinogenic and mutagenic activities [7] which due to chromium(VI) metabolism by various cellular components. Among the various metabolic pathways, generation of chromium(V) intermediate by a variety of biologically active reductants is a prime suspect. Chromium(V) is a putative DNA-damaging agent and has been shown to be a long-lived intermediate in the redox reaction of chromium(VI) [8-10]. Epidemiological and animal studies, as well as *in vitro* mutagenicity assays [11], indicate that chromium(VI) compounds are dangerous for biological systems but chromium(III) compounds are considered as non-toxic [12]. Furthermore, chromium(VI) is considered as one of the most significant oxidants for oxidation of

organic compounds [13,14]. On the other hand, some transition metal ions are widely used as homogeneous catalysts for oxidation of organic substrates [15-17]. Kinetic studies on the homogeneous catalyzed oxidation of organic substrates are considered to be an important field of chemistry because of their roles in the biological systems. Although some work on the oxidation of atropine by various oxidants has been performed [18-22], there is a lack of literature on the kinetics of oxidation of this drug by chromic acid in absence or presence of a catalyst. This leads us to study the present reactions. The objectives of this study were to check the reactivity of atropine drug towards chromic acid in perchlorate solutions, to understand the active species of the reactants in such medium, to check the catalytic activity of Ru(III) and to propose the oxidation mechanisms of the drug.

Experimental

Materials

The stock solution of atropine was prepared by dissolving the sample, atropine sulfate monohydrate (C₁₇H₂₃NO₃)₂·H₂SO₄·H₂O (Aldrich), in doubly distilled water. Chromic acid solution was freshly prepared before each experiment and it was standardized spectrophotometrically. Solution of ruthenium(III) chloride was prepared according to the procedure reported earlier [23]. Other chemicals employed in the present investigation were of reagent grade and their solutions were prepared by dissolving the required amounts of the samples in doubly distilled water.

*Corresponding author: Ahmed Fawzy, Chemistry Department, Faculty of Applied Science, Umm Al-Qura University, 21955 Makkah, Saudi Arabia, Tel: 00966590664316; E-mail: afsad13@yahoo.com

Received November 18, 2016; Accepted November 28, 2016; Published December 02, 2016

Citation: Fawzy A, Zaafarany IA, Jassas RS, Obaid RJ, Ahmed SA (2016) Kinetics and Mechanistic Approach to the Chromic Acid Oxidative Degradation of Atropine Drug in Perchlorate Solutions and the Effect of Ruthenium(III) Catalyst. Mod Chem appl 4: 196. doi: 10.4172/2329-6798.1000196

Copyright: © 2016 Fawzy A, et al. This is an open-access article distributed under the terms of the Creative Commons Attribution License, which permits unrestricted use, distribution, and reproduction in any medium, provided the original author and source are credited.

Kinetic measurements

Kinetic runs were followed under pseudo-first order conditions in an excess of atropine over chromic acid. The courses of the uncatalyzed and Ru(III)-catalyzed oxidation reactions were followed by tracing the decay in chromium(VI) absorbance at $\lambda_{\max} = 350$ nm, its absorption maximum. Absorbance measurements were carried out on Shimadzu UV-VIS-NIR-3600 double-beam spectrophotometer with a temperature controlling system. The observed-first order rate constants of uncatalyzed (k_u) and catalyzed (k_c) reactions were calculated as the gradients of $\ln(\text{absorbance})$ versus time plots. The rate constants were the main values of at least three kinetic measurements. The rate constants were reproducible to within 3-4%.

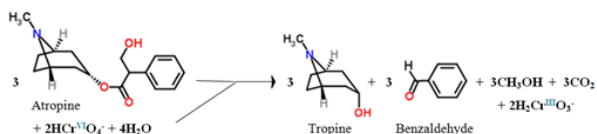
Results

Spectral changes

Spectral changes during the chromic acid oxidations of atropine in the absence and presence of Ru(III) catalyst are shown in Figure 1a and b respectively. In both cases, the recorder spectra indicate gradual decay of Cr(VI) band due to its reduction by atropine drug.

Stoichiometry and product characterization

Reaction mixtures containing various amounts of Cr(VI) and atropine at constant $[H^+]$, ionic strength, and temperature were allowed to react for 24 h in closed vessels for completion of the oxidation reactions. The unconsumed [Cr(VI)] was determined spectrophotometrically at 350 nm. The results indicated that two moles of Cr(VI) are consumed by three mole of atropine drug to yield the oxidation products as shown in the following equation:



This equation is consistent with the product characterization. Tropine and benzaldehyde as the main reaction products were identified by spectral analysis as described elsewhere [24-26]. Tropine was also identified by its hydrazone derivative [24]. Methyl alcohol was confirmed by sodium test [24] and carbon dioxide was detected by lime water.

Effect of [chromic acid]

The effect of chromic acid on the oxidation rates of both uncatalyzed and Ru(III)-catalyzed reactions was investigated by varying its concentration in the range of $(1.0 - 10.0) \times 10^{-4}$ mol dm⁻³. Plots of $\ln(\text{absorbance})$ versus time were linear up to at least 75% of the reactions completion. Furthermore, increasing the initial oxidant concentration did not significantly affect the rates of the reactions. These observations suggest that the order of reactions with respect to the oxidant is unity.

Effect of [atropine]

The observed-first order rate constants for both paths were evaluated at different [ATR] with other variables constant. The results showed that increasing [ATR] increased the oxidation rates (Table 1). Plots of $\log k_u$ and $\log k_c$ versus $\log[ATR]$ were linear with slopes of 0.51 and 0.57 for uncatalyzed and catalyzed reactions, respectively, (Figure 2) suggesting that the orders of the reactions with respect to atropine concentration were less than unity.

Effect of [perchloric acid]

It was found that increasing $[H^+]$ increased the oxidation rates as listed in Table 1 which suggested that the oxidation reactions were acid-catalyzed. Plots of $\log k_u$ and $\log k_c$ versus $\log [H^+]$ were found to be linear with positive slopes (Figure 3) confirming the less than unit order kinetics in $[H^+]$.

Effect of [Ru(III)]

The effect of ruthenium(III) catalyst was examined by measuring the oxidation rate of atropine at various concentration of Ru(III), namely $(2.0-18.0) \times 10^{-5}$ mol dm⁻³. The oxidation rate increased as [Ru(III)] increased. A plot of $\log k_c$ versus $\log [Ru(III)]$ was linear with unit slope as shown in Figure 4 indicating that the reaction order with respect to the catalyst concentration was unity.

Effect of manganese(II)

The involvement of Cr(IV) as an intermediate species of chromium during these reactions was examined by addition of different concentrations of Mn(II) to the reaction mixtures up to 0.01 mol dm⁻³. The rate of the uncatalyzed reaction inhibited with increasing the concentration of Mn(II) as illustrated in Figure 5.

Effect of temperature

The rates of both uncatalyzed and Ru(III)-catalyzed oxidations of

10^4 [Cr(VI)] (mol dm ⁻³)	10^2 [ATR] (mol dm ⁻³)	$[H^+]$ (mol dm ⁻³)	10^5 [Ru(III)] (mol dm ⁻³)	I (mol dm ⁻³)	$10^3 k_u$ (s ⁻¹)	$10^3 k_c$ (s ⁻¹)
1.0	1.0	0.5	6.0	1.0	9.7	95.7
3.0	1.0	0.5	6.0	1.0	8.9	94.2
5.0	1.0	0.5	6.0	1.0	9.3	94.6
7.0	1.0	0.5	6.0	1.0	8.8	96.2
10.0	1.0	0.5	6.0	1.0	10.1	94.9
5.0	0.2	0.5	6.0	1.0	3.0	36.8
5.0	0.6	0.5	6.0	1.0	6.7	71.0
5.0	1.0	0.5	6.0	1.0	9.3	94.6
5.0	1.4	0.5	6.0	1.0	11.6	127.3
5.0	1.8	0.5	6.0	1.0	13.7	158.1
5.0	1.0	0.1	6.0	1.0	3.5	30.1
5.0	1.0	0.3	6.0	1.0	6.8	60.7
5.0	1.0	0.5	6.0	1.0	9.3	94.6
5.0	1.0	0.7	6.0	1.0	11.1	123.4
5.0	1.0	0.9	6.0	1.0	12.4	148.3
5.0	1.0	0.5	2.0	1.0	9.3	46.7
5.0	1.0	0.5	6.0	1.0	9.3	94.6
5.0	1.0	0.5	10.0	1.0	9.3	138.0
5.0	1.0	0.5	14.0	1.0	9.3	194.2
5.0	1.0	0.5	18.0	1.0	9.3	257.6
5.0	1.0	0.5	6.0	1.0	9.3	94.6
5.0	1.0	0.5	6.0	1.5	8.9	95.5
5.0	1.0	0.5	6.0	2.0	10.2	96.2
5.0	1.0	0.5	6.0	2.5	9.6	95.7
5.0	1.0	0.5	6.0	3.0	10.7	97.1

Table 1: Effects of variations of [Cr(VI)], [ATR], $[H^+]$, [Ru(III)] and ionic strength, I, on the pseudo-first order rate constant values in the uncatalyzed and Ru(III)-catalyzed oxidations of atropine by chromic acid in perchlorate solutions at 25°C.

Reaction	ΔS^\ddagger (Jmol ⁻¹ K ⁻¹)	ΔH^\ddagger (kJ mol ⁻¹)	ΔG^\ddagger_{298} (kJ mol ⁻¹)	E_a^\ddagger (kJ mol ⁻¹)
Uncatalyzed	-103.32	48.02	78.81	46.52
Catalyzed	-84.53	33.47	58.66	35.33

Table 2: Activation parameters for the second order rate constant in the uncatalyzed and Ru(III)-catalyzed oxidations of atropine by chromic acid in perchlorate solutions

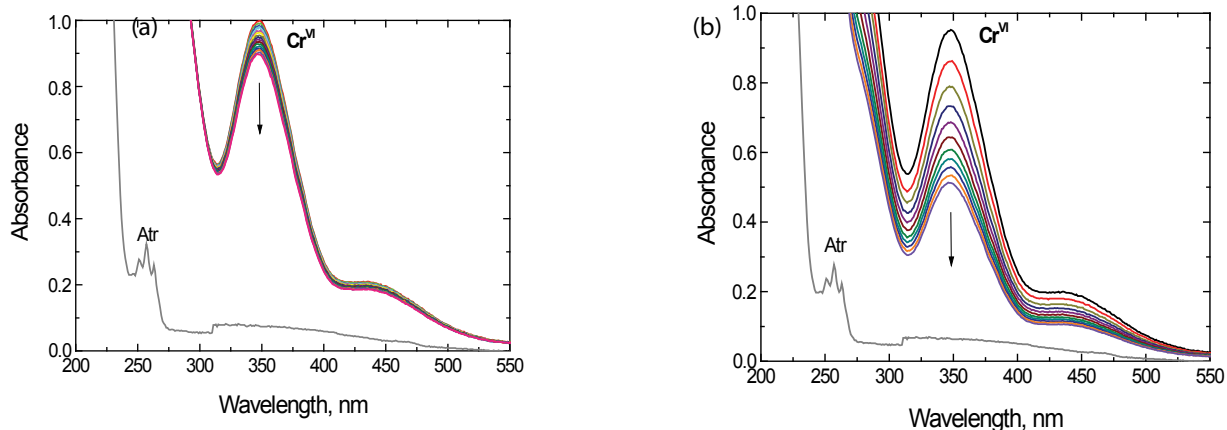


Figure 1: Spectral changes during: (a) uncatalyzed, and (b) Ru(III)-catalyzed oxidations of atropine by chromic acid in perchlorate solutions. $[Cr(VI)] = 5.0 \times 10^{-4}$, $[ATR] = 0.01$, $[H^+] = 0.5$ and $I = 1.0 \text{ mol dm}^{-3}$ at 25°C .

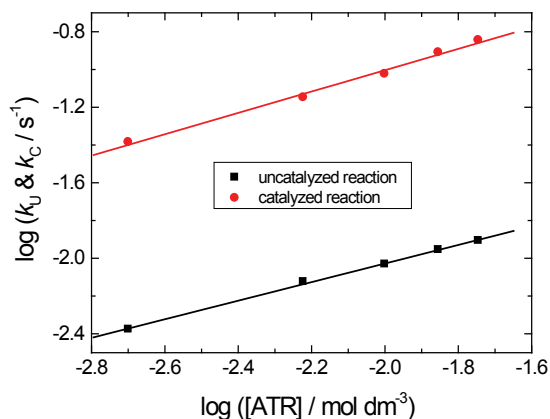


Figure 2: Plots of $\log k_U$ and $\log k_C$ versus $\log [ATR]$ in the: (a) uncatalyzed, and (b) Ru(III)-catalyzed oxidations of atropine by chromic acid in perchlorate solutions. $[Cr(VI)] = 5.0 \times 10^{-4}$, $[H^+] = 0.5$ and $I = 1.0 \text{ mol dm}^{-3}$ at 25°C . $[Ru(III)] = 6.0 \times 10^{-5} \text{ mol dm}^{-3}$.

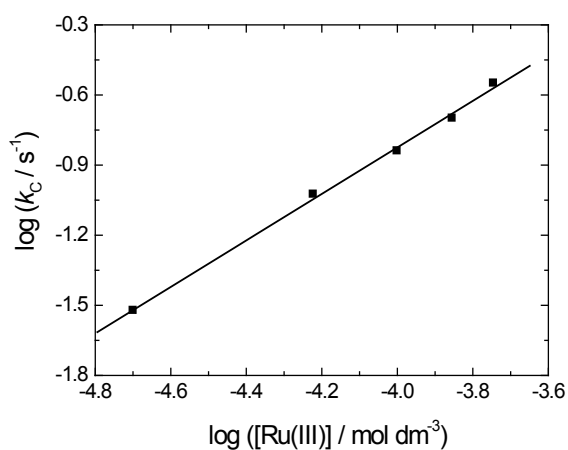


Figure 4: A plot of $\log k_C$ versus $\log [Ru(III)]$ in the Ru(III)-catalyzed oxidation of atropine by chromic acid in perchlorate solution. $[Cr(VI)] = 5.0 \times 10^{-4}$, $[ATR] = 0.01$, $[H^+] = 0.5$ and $I = 1.0 \text{ mol dm}^{-3}$ at 25°C .

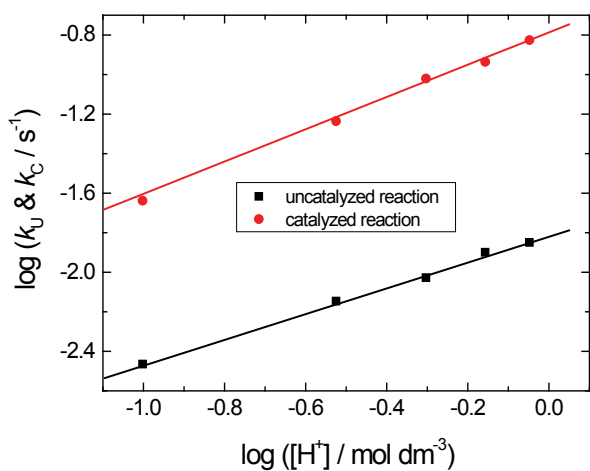


Figure 3: Plots of $\log k_U$ and $\log k_C$ versus $\log [H^+]$ in the: (a) uncatalyzed, and (b) Ru(III)-catalyzed oxidations of atropine by chromic acid in perchlorate solutions. $[Cr(VI)] = 5.0 \times 10^{-4}$, $[ATR] = 0.01$ and $I = 1.0 \text{ mol dm}^{-3}$ at 25°C . $[Ru(III)] = 6.0 \times 10^{-5} \text{ mol dm}^{-3}$.

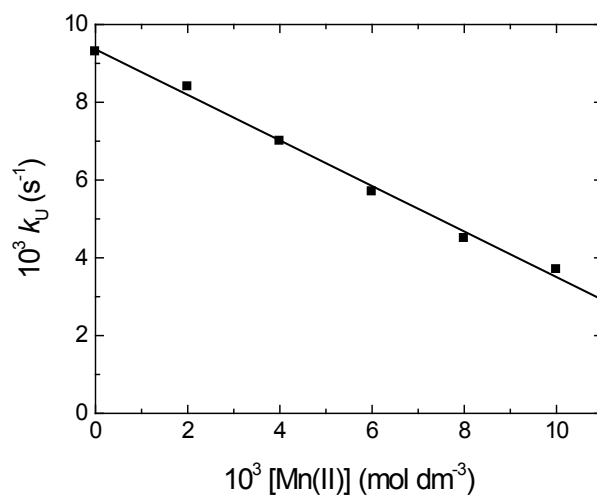


Figure 5: Effect of Mn(II) on the rate of uncatalyzed oxidation of atropine by chromic acid in perchlorate solution. $[Cr(VI)] = 5.0 \times 10^{-4}$, $[ATR] = 0.01$, $[H^+] = 0.5$ and $I = 1.0 \text{ mol dm}^{-3}$ at 25°C .

atropine were measured at different temperatures between 288 and 308 K, and all other conditions being constant. The values of k_u and k_c were found to increase with raising temperature and the activation parameters of the second order rate constant were determined using Eyring and Arrhenius plots and were listed in Table 2.

Polymerization test for free radical intermediates

The intervention of free radicals in both uncatalyzed and Ru(III)-catalyzed reactions was examined as follows: the mixtures to which known quantities of acrylonitrile had been added, were kept in an inert atmosphere for 6 h at room temperature. On diluting the reaction mixture with methanol, no white precipitates were formed thus confirming the absence of free radicals in the reactions.

Discussion

It is reported [27-31] that aqueous solutions of chromic acid contain ions such as CrO_4^{2-} , HCrO_4^- and $\text{Cr}_2\text{O}_7^{2-}$, besides other protonated species such as H_2CrO_4 , HCr_2O_7^- and $\text{H}_2\text{Cr}_2\text{O}_7$ [32]. Increasing the oxidation rates with increasing $[\text{H}^+]$ in the present work suggested [32,33] that the protonated chromate (H_2CrO_4) may be the reactive species of Cr(VI).

Mechanism of uncatalyzed oxidation reaction

The reaction between atropine and chromic acid in perchlorate solutions was found to exhibit a less than unit order dependence on [ATR] suggestion formation of a complex (C_1) between atropine drug and chromic acid which was also proved kinetically by a non-zero intercept of the plot of $1/k_u$ versus $1/[\text{ATR}]$ [34] as shown in Figure 6. The complex formation of chromium(VI) with D-xylose and L-arabinose [35] and with tyrosine [36] in aqueous perchlorate solutions was also reported. The negligible effect of both ionic strength and dielectric constant of the medium is consistent with a reaction between two neutral molecules [37,38], i.e., between ATR and H_2CrO_4 . The cleavage of such complex leads to the formation of one of the final oxidation products of atropine (tropine), Cr(IV) intermediate and tropic acid cation. The latter is rapidly hydrolyzed to the remainder oxidation products, benzaldehyde, methyl alcohol and carbon dioxide. This step is followed by a reaction between the second mole of atropine and another mole of chromic acid to give the oxidation products of

atropine and another Cr(IV) intermediate. Finally, the third mole of atropine reacts with the formed two Cr(IV) intermediate species leading to the formation of the oxidation products of atropine and Cr(III) as the final oxidation product of chromium(VI), satisfying the observed reaction stoichiometry as illustrated in Scheme 1.

The suggested mechanistic (Scheme 1) leads to the following rate law expression,

$$\text{Rate} = \frac{k_1 K_1 K_2 [\text{HCrO}_4^-][\text{ATR}][\text{H}^+]}{1 + K_1[\text{H}^+] + K_1 K_2 [\text{ATR}][\text{H}^+]} \quad (1)$$

which explains all of the observed kinetic orders of different species.

Under pseudo-first order conditions,

$$\text{Rate} = \frac{-d[\text{HCrO}_4^-]}{dt} = k_u [\text{HCrO}_4^-] \quad (2)$$

Comparing Eqs. (1) and (2) gives,

$$k_u = \frac{k_1 K_1 K_2 [\text{ATR}][\text{H}^+]}{1 + K_1[\text{H}^+] + K_1 K_2 [\text{ATR}][\text{H}^+]} \quad (3)$$

Equation (3) can be rearranged into the following forms,

$$\frac{1}{k_u} = \left(\frac{1 + K_1[\text{H}^+]}{k_1 K_1 K_2 [\text{H}^+]} \right) \frac{1}{[\text{ATR}]} + \frac{1}{k_1} \quad (4)$$

$$\frac{1}{k_u} = \left(\frac{1}{k_1 K_1 K_2 [\text{ATR}]} \right) \frac{1}{[\text{H}^+]} + \left(\frac{1}{k_1 K_2 [\text{ATR}]} + \frac{1}{k_1} \right) \quad (5)$$

According to Eqs. (4) and (5), a plot of $1/k_u$ versus $1/[\text{ATR}]$ at constant $[\text{H}^+]$ should be linear with a positive intercept on $1/k_u$ axis as is observed experimentally (Figure 6) and a plot of $1/k_u$ against $1/[\text{H}^+]$ at constant [ATR] also should be a straight line with a positive intercept on $1/k_u$ axis and was found to be so (Figure 7) confirming the validity of the proposed mechanism.

Mechanism of ruthenium(III)-catalyzed oxidation reaction

In acid media, the reactive species of Ru(III) chloride is suggested [39-41] to be $[\text{RuCl}_5(\text{H}_2\text{O})]^{2-}$. The experimental results showed that the oxidation of atropine by chromic acid in the presence of small amounts of Ru(III) is similar to the uncatalyzed oxidation with respect to stoichiometry, reaction orders and effects of both ionic strength and dielectric constant of the reaction medium. The reaction was first order with respect to Ru(III). Therefore, the proposed catalyzed oxidation mechanism (Scheme 2) is likely to be similar, except for the participation of the catalyst. Thus, we propose that atropine forms an intermediate complex with the reactive species of Ru(III) catalyst in a pre-equilibrium step. Kinetic evidence for complex formation was obtained from the non-zero intercept of the plot of $[\text{Ru(III)}]/k_c$ versus $1/[\text{ATR}]$ (Figure 8). Such complex between atropine and Ru(III) periodate complex in aqueous alkaline medium. The formed complex then attached by chromic acid in a slow step resulting in decomposition of the complex with regeneration of the catalyst, as well as formation of the final oxidation product tropine, Cr(IV) intermediate and tropic acid cation. The latter is rapidly hydrolyzed to the remainder oxidation products, benzaldehyde, methyl alcohol and carbon dioxide.

The suggested mechanism leads to the following rate law expression,

$$\text{Rate} = \frac{k_2 K_1 K_3 [\text{HCrO}_4^-][\text{ATR}][\text{Ru(III)}][\text{H}^+]}{1 + K_1[\text{H}^+] + K_1 K_3 [\text{ATR}][\text{H}^+]} \quad (6)$$

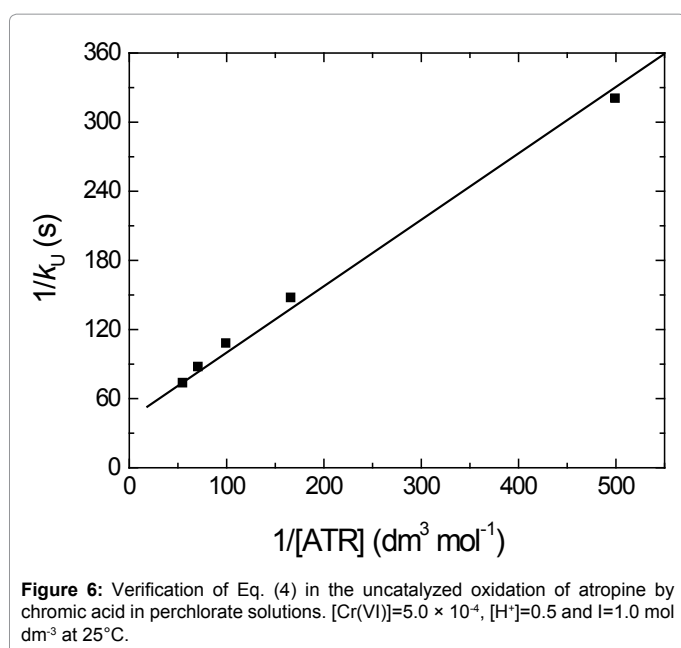
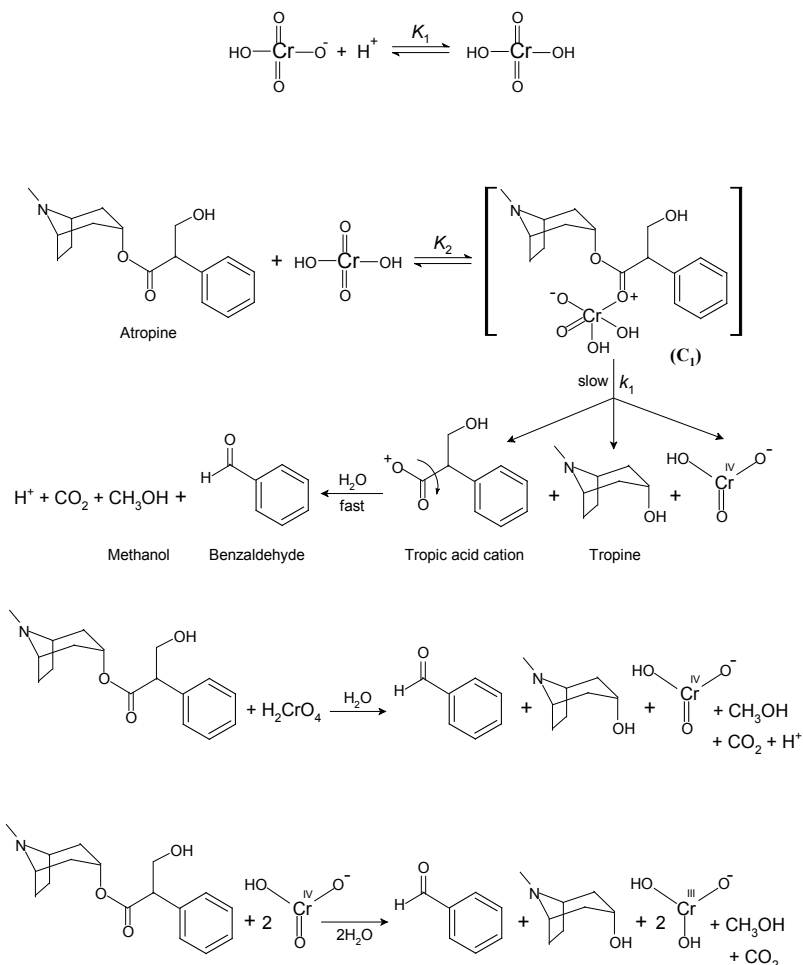
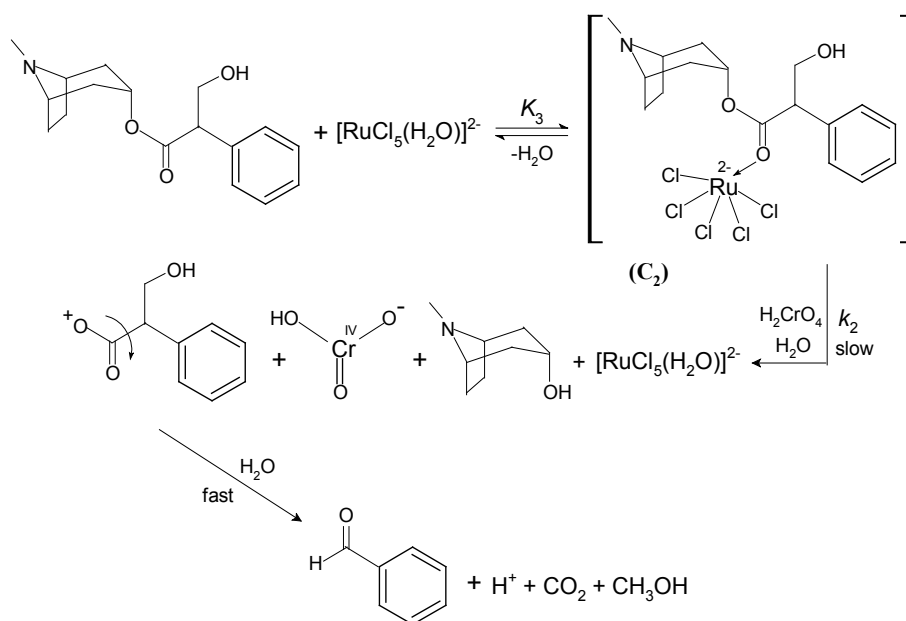


Figure 6: Verification of Eq. (4) in the uncatalyzed oxidation of atropine by chromic acid in perchlorate solutions. $[\text{Cr(VI)}] = 5.0 \times 10^{-4}$, $[\text{H}^+] = 0.5$ and $I = 1.0 \text{ mol dm}^{-3}$ at 25°C .



Scheme 1: Mechanism of the uncatalyzed oxidation of atropine by chromic acid in perchlorate solutions.



Scheme 2: Mechanism of Ru(III)-catalyzed oxidation of atropine by chromic acid in perchlorate solutions.

The rate law (6) is consistent with all observed orders with respect to different species.

Under pseudo-first order conditions,

$$\text{Rate} = \frac{-d[\text{HCrO}_4^-]}{dt} = k_c[\text{HCrO}_4^-] \quad (7)$$

$$k_c = \frac{k_2 K_1 K_3 [\text{ATR}][\text{Ru(III)}][\text{H}^+]}{1 + K_1[\text{H}^+] + K_1 K_3 [\text{ATR}][\text{H}^+]} \quad (8)$$

and with rearrangement,

$$\frac{[\text{Ru(III)}]}{k_c} = \left(\frac{1 + K_1[\text{H}^+]}{k_2 K_1 K_3 [\text{H}^+]} \right) \frac{1}{[\text{ATR}]} + \frac{1}{k_2} \quad (9)$$

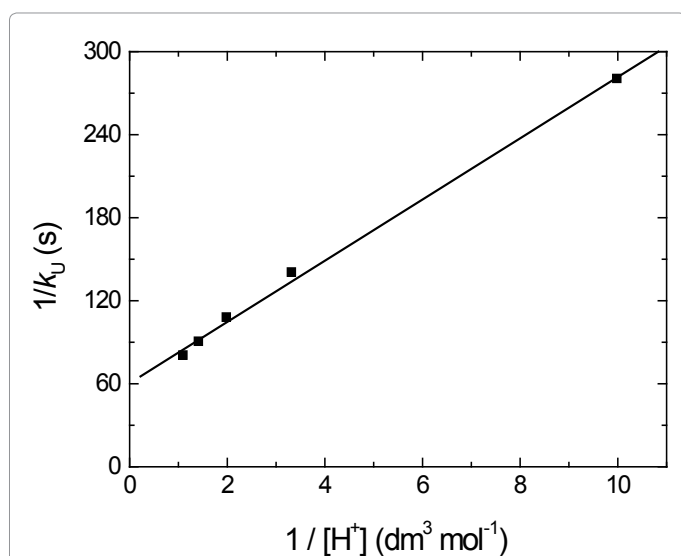


Figure 7: Verification of Eq. (5) in the uncatalyzed oxidation of atropine by chromic acid in perchlorate solutions. $[\text{Cr(VI)}]=5.0 \times 10^{-4}$, $[\text{ATR}]=0.01$ and $I=1.0$ mol dm^{-3} at 25°C .

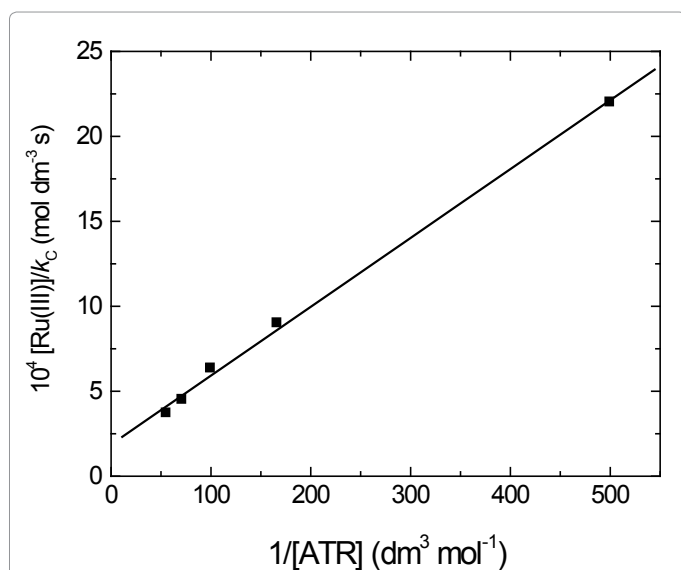


Figure 8: Verification of Eq. (9) in the Ru(III)-catalyzed oxidation of atropine by chromic acid in perchlorate solutions. $[\text{Cr(VI)}]=5.0 \times 10^{-4}$, $[\text{ATR}]=0.01$, $[\text{Ru(III)}]=6.0 \times 10^{-5}$ and $I=1.0$ mol dm^{-3} at 25°C .

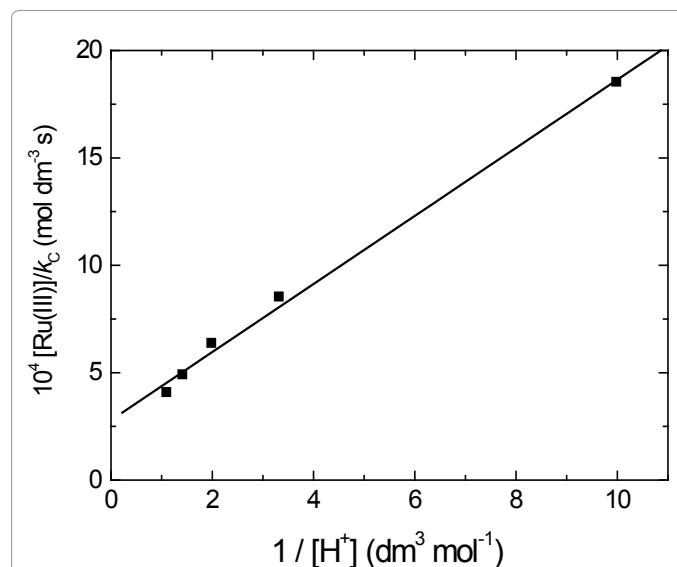


Figure 9: Verification of Eq. (10) in the Ru(III)-catalyzed oxidation of atropine by chromic acid in perchlorate solutions. $[\text{Cr(VI)}]=5.0 \times 10^{-4}$, $[\text{ATR}]=0.01$, $[\text{Ru(III)}]=6.0 \times 10^{-5}$ and $I=1.0$ mol dm^{-3} at 25°C .

$$\frac{[\text{Ru(III)}]}{k_c} = \left(\frac{1}{k_2 K_1 K_3 [\text{ATR}]} \right) \frac{1}{[\text{H}^+]} + \left(\frac{1}{k_2 K_3 [\text{ATR}]} + \frac{1}{k_2} \right) \quad (10)$$

Equations (9) and (10) suggests that plots of $[\text{Ru(III)}]/k_c$ versus $1/[\text{ATR}]$ at constant $[\text{H}^+]$ and $[\text{Ru(III)}]/k_c$ versus $1/[\text{H}^+]$ at constant $[\text{ATR}]$ should be linear with positive intercepts. The experimental results satisfied these requirements, as shown in Figures 8 and 9 respectively. The determined activation parameters listed in Table 2 showed that the values of entropy of activation (ΔS^\ddagger) were negative suggesting formation of compacted intermediate complexes of inner-sphere nature [40]. Also, the values of enthalpy of activation (H^\ddagger) and ΔS^\ddagger were both favorable for electron transfer processes.

Conclusions

The kinetics of uncatalyzed and Ru(III)-catalyzed oxidations of atropine drug by chromic acid in perchlorate solutions have been studied. Under comparable experimental conditions, the rate of Ru(III)-catalyzed oxidation of atropine was found to be about 10-fold higher than that of the uncatalyzed reaction. In both cases, the main oxidation products of atropine were identified by spectral and chemical analyses as tropine, benzaldehyde, methanol and carbon dioxide.

References

- Kittakoop P, Mahidol C, Ruchirawat S (2014) Alkaloids as important scaffolds in therapeutic drugs for the treatments of cancer, tuberculosis, and smoking cessation. *Curr Top Med Chem* 14: 239-252.
- Cushnie TP, Cushnie B, Lamb AJ (2014) Alkaloids: an overview of their antibacterial, antibiotic-enhancing and antivirulence activities. *Int J Antimicrob Agents* 44: 377-386.
- Qiu S, Sun H, Zhang AH, Xu HY, Yan GL, et al. (2014) Natural alkaloids: basic aspects, biological roles, and future perspectives. *Chin J Nat Med* 12: 401-406.
- Bartholomew BA, Smith MJ, Trudgill PW, Hopper DJ (1996) Atropine metabolism by *Pseudomonas* sp. Strain AT3: Evidence for nortropine as an intermediate in tropine breakdown and reactions leading to succinate. *Appl Environ Microbiol* 62: 3245-3250.
- Brust JCM (2004) *Neurological aspects of substance abuse*. 2nd edn. Philadelphia: Elsevier, p: 310.
- Rorsch A, Berends FA, Bartlema CH, Stevens WF, Winsinck F, et al. (1971)

- The isolation and properties of *Pseudomonas* strains growing on atropine and producing an atropine esterase. *Proc K Ned Akad Wet Ser C* 74: 132-147.
7. Branca M, Micera G, Dessi A (1988) Reduction of chromium(VI) by D-galacturonic acid and formation of stable chromium(V) intermediates. *Inorg Chem Acta* 153: 61-65.
 8. Wetterhahn JK (1982) Microsomal reduction of the carcinogen chromate produces chromium (IV). *J Am Chem Soc* 104: 874-881.
 9. Rossi SC, Gorman N, Wetterhahn KE (1988) Mitochondrial reduction of the carcinogen chromate: formation of chromium(V). *Chem Res Toxicol* 1: 101-107.
 10. Alexander DR (1984) Inhibitory action of hexavalent chromium (Cr(VI)) on the mitochondrial respiration and a possible coupling to the reduction of Cr(VI). *J Biochem Pharmacol* 33: 2461-2446.
 11. Levis AG, Bianchi V, Langard S (1982) Biological and environmental aspects of chromium. Elsevier Biomedical Press, Amsterdam, p: 171.
 12. Katz SA, Salem H (1993) The toxicology of chromium with respect to its chemical speciation: a review. *J Appl Toxicol* 13: 217-224.
 13. Barnhart J (1997) Chromium in soil: perspectives in chemistry, health, and environmental regulation. *J Soil Contamin* 6: 561-568.
 14. Costa M (1997) Toxicity and carcinogenicity of Cr^{VI} in animal models and humans. *Crit Rev Toxicol* 27: 431-442.
 15. Fawzy A (2014) Influence of copper(II) catalyst on the oxidation of L-histidine by platinum(IV) in alkaline medium: a kinetic and mechanistic study. *Transition Met Chem* 39: 567-576.
 16. Fawzy A (2015) Kinetics and mechanistic approach to the oxidative behavior of biological anticancer platinum(IV) complex towards L-asparagine in acid medium and the effect of copper(II) catalyst. *Int J Chem Kinet* 47: 1-12.
 17. Fawzy A, Asghar BH (2015) Kinetics and mechanism of uncatalyzed and silver(I)-catalyzed oxidation of L-histidine by hexachloroplatinate(IV) in acid medium. *Transition Met Chem* 40: 287-295.
 18. Byadagi KS, Hosahalli RV, Nandibewoor ST, Chimatadar SA (2012) Oxidation of an anticholinergic drug atropine sulfate monohydrate by alkaline copper(III) periodate complex: a kinetic and mechanistic study. *Z Phys Chem* 226: 233-249.
 19. Byadagi KS, Nandibewoor ST, Chimatadar SA (2013) Catalytic activity of ruthenium(III) on the oxidation of an anticholinergic drug-atropine sulfate monohydrate by copper(III) periodate complex in aqueous alkaline medium - decarboxylation and free radical mechanism. *Acta Chim Slov* 60: 617-627.
 20. Meti M, Nandibewoor S, Chimatadar S (2014) Spectroscopic investigation and oxidation of the anticholinergic drug atropine sulfate monohydrate by hexacyanoferrate(III) in aqueous alkaline media: a mechanistic approach. *Turk J Chem* 38: 477-487.
 21. Abdullah S, Al-Ghreizat SK, Abdel-Halim HM (2015) Kinetics of oxidation of atropine by alkaline KMnO₄ in aqueous solutions. *Asian J Chem* 27: 3877-3882.
 22. Do Pham DD, Kelso GF, Yang Y, Hearn MTW (2014) Studies on the oxidative N-demethylation of atropine, thebaine and oxycodone using a Fe(III)-TAML catalyst. *Green Chem* 16: 1399-1405.
 23. Radhakrishnamurti PS, Swamy PRK (1979) Kinetics of ruthenium(III)-catalysed oxidation of aromatic aldehydes by alkaline ferricyanide. *Proceed Indian Acad Sci - Chem Sci* 88: 163-170.
 24. Furniss BS, Hannaford AJ, Smith WG, Tatchell AR (2004) In: *Vogel's textbook of practical organic chemistry*. 5th edn. Pearson Education Ltd.
 25. Vogel AI (1973) *Text book of practical organic chemistry*. 3rd edn. ELBS, London, Longman, p: 332.
 26. Feigl F (1975) *Spot tests in organic analysis*. New York, Elsevier, p: 195.
 27. Wiberg KB (1965) *Oxidation in organic chemistry*. Academic Press, New York, USA.
 28. Sen Gupta KK, Chakladar JK (1974) Kinetics of the chromic acid oxidation of arsenic(II). *J Chem Soc Dalton Trans* 2: 222-225.
 29. Sen Gupta KK, Chakladar JK, Chatterjee AK, Chakladar JK (1973) Kinetics of the oxidation of hypophosphorous and phosphorous acids by chromium(VI). *J Inorg Nucl Chem* 35: 901-908.
 30. Espenson JH (1970) Oxidation of transition metal complexes by chromium(VI). *Accoun Chem Res* 3: 347-351.
 31. Khan Z, ud-Din K (2001) Effect of manganese(II) ions on the oxidation of malic and oxalo ethanoic acids by aqueous HCrO₄⁻. *Transition Met Chem* 26: 672-679.
 32. Milazzo G, Caroli S, Sharma VK (1978) *Tables of standard electrode metal potentials*. Wiley & Sons, New York, USA.
 33. Bailey N, Carrington A, Lott KAK, Symons MCR (1960) Structure and reactivity of the oxyanions of transition metals. Part VIII. Acidities and spectra of protonated oxyanions. *J Chem Soc*, pp: 290-297.
 34. Sasaki Y (1962) Equilibrium studies on polyanions. 9. The first steps of acidification of chromate ion in 3 M Na(ClO₄) Medium at 25 degrees C. *Acta Chem Scand* 16: 719-734.
 35. Michaelis L, Menten ML (1913) The kinetics of invertase action. *Biochem Z* 49: 333-369.
 36. Odebunmi EO, Obike AI, Owalude SO (2009) Kinetics and mechanism of oxidation of D-xylose and L-arabinose by chromium(VI) ions in perchloric acid medium. *Int J Biolog Chem Sci* 3: 178-185.
 37. Naik PK, Chimatadar SA, Nandibewoor ST (2008) A kinetic and mechanistic study of the oxidation of tyrosine by chromium(VI) in aqueous perchloric acid medium. *Transition Met Chem* 33: 405-410.
 38. Frost AA, Person RG (1971) *Kinetics and Mechanism*. Wiley Eastern, New Delhi, India.
 39. Amis ES (1966) *Solvent effects on reaction rates and mechanism*. Academic Press, New York, USA.
 40. King EL, Pandow ML (1952) The Spectra of Cerium(IV) in Perchloric Acid Evidence for Polymeric Species. *J Am Chem Soc* 74: 1966-1969.
 41. Weissberger A (1974) In *Investigation of rates and mechanism of reactions in techniques of chemistry*. John Wiley & Sons, p: 421.